

MSX125

MSX125_G

PARTS CATALOGUE

1

FOREWORD INDEX

1

ENGINE GROUP

2

FRAME GROUP

3

PART NUMBER INDEX

4

PART NAME INDEX

5

Instruction for use of parts catalogue

- **This parts catalogue has been created as of January 10, 2016.**
 - Since this date, the sales practice for repair parts may have been changed or the parts may have been eliminated (listed for those not for sale).
 - The modified information is reflected on the latest Electronic Parts Catalogue (EPC).
Also, refer to the parts catalogue news for any change.
 - See the parts catalogue news for any revision that is made after January 10, 2016.
- **Always specify the part number when ordering a part.**
 - Check the model, type, serial numbers, color, maker, and the size as needed before ordering a part.
 - Note that the illustrations (part drawings) can differ from the actual parts in shape.
They are given just to help you to refer to the parts.
- **When modifications or additions to this parts catalogue are made, a revised edition will be issued at an appropriate time, with successively progressing revision numbers on the cover. We recommend obtaining such revisions in order to keep your parts catalogue up-to-date at all times. To check whether a parts catalogue revision has been issued, please contact your Honda distributor.**

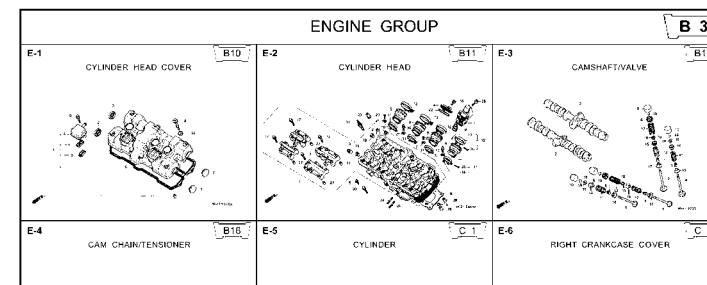
Initial version issue date
January 10, 2016
Honda Motor Co., Ltd.

CONTENTS

	Page	Address No.
● Instruction for use of parts catalogue	1	B 1
● How to refer to the part information	2	B 2
● Part catalogue structure	3	B 3
● When the parts were revised	5	B 5
● Abbreviations used in the parts catalogue	5	B 5
● Part block and serial number check	6	B 6
● Models, parts catalogue codes and applicable serial numbers	7	B 7
● Color chart	8	B 8
● Fuel hose, general purpose hoses and vinyl hose	10	B10
● FLAT RATE SERVICE TIME	14	B14
● Illustrated index	19	C 3
● ENGINE GROUP	25	D 1
● FRAME GROUP	44	F 1
● PART NO. INDEX	87	I 1
● PART NAME INDEX	91	J 1

How to refer to the part information

A Reference with "Illustrated index"



B Reference with "Part number index"

PART NO. INDEX									
Part Number	Address	Page	Ref.		Part Number	Address	Page	Ref.	
04000					13323-MY9-751	C12	28	10	14921
04911-MCE-000	C10	26	1		13324-MY9-751	C12	28	10	14931
					13325-MY9-751	C12	28	10	14931
06000					13327-MY9-751	C12	28	10	14931
									14931
06405-MY5-P00	F13	67	3		14000				14931
06405-MY5-P10	F13	67	3		14100-MCE-000	B13	13	2	14931
06410-MY9-860	F2	56	1		14200-MCE-000	B13	13	3	14931
06435-MCE-006	F1	55	1		14321-MCE-000	B16	16	2	14931
06451-166-405	E13	51	2		14401-MCE-003	B16	16	3	14931
06451-443-405	F1	55	2		14510-MBE-000	B16	16	4	14941
06451-MA7-405	E13	51	1		14520-MY9-691	B16	16	5	14941
06455-MCE-006	E13	51	3		14524-MY9-690	B16	16	6	14941
					14546-MCE-000	B16	16	7	14941
11000					14620-MY9-691	B16	16	8	14941
11210-MCE-000	C9	25	1		14711-MCE-000	B13	13	4	14941
11330-MCE-305	C2	18	1		14712-MCE-000	B13	13	5	14941
11333-K18-000	C6	22	1		14721-MCE-000	B13	13	6	14941
11335-MCE-000	C2	18	2		14722-MCE-000	B13	13	7	14941
11360-MCE-000	C7	23	1		14730-MCE-000	B13	13	8	14941
11365-MCE-000	C7	23	2		14731-MCE-000	B13	13	9	14951
11396-MY9-000	C2	18	3		14731-MY9-751	B13	13	10	14951
11631-MCE-000	C5	21	1		14751-KY2-000	B13	13	11	14951
11691-MY9-000	C5	21	2		14751-MCE-000	B13	13	12	14951
					14761-MCE-000	B13	13	13	14951

C Reference with "Part name index"

PART NAME INDEX									
Part name	Address	Page	Ref.		Part name	Address	Page	Ref.	
[A]					BOLT , CHANG I				
ADJUSTER , CHAIN	F13	67	5		BOLT , CLUTCH				
ARM COMP. , GEAR CHANGE	F10	64	1		BOLT , CONNECT				
ARM , L. MAIN STEP	F11	65	8		BOLT , DISK , A				
ARM , L. PILLION STEP	F11	65	12		BOLT , DISK , B				
ARM , R. MAIN STEP	F11	65	5		BOLT , DRAIN I				
ARM , R. PILLION STEP	F11	65	11		BOLT , FLANGE E				
AUTO COC K ASSY. , FUEL	F4	58	2		BOLT , FLANGE				
AXLE , FR. WHEEL	E14	52	3		BOLT , FLANGE				
AXLE , RR. WHEEL	F2	56	3		BOLT , FLANGE				
[B]					BOLT , FLANGE				
BAG , AIR PRESSURE GAUGE	F7	77	4		BOLT , FLANGE				
BAG , SERVICE BOOK	F7	77	1		BOLT , FLANGE				
BAG , TOOL	F7	77	3		BOLT , FLANGE				
BALL , STEEL	F11	65	20		BOLT , FLANGE				
BAND , A , INSULATOR	B11	11	11		BOLT , FLANGE				
BAND , B , INSULATOR	B11	11	12		BOLT , FLANGE				
BAND , AIR CLEANER CONNECTING					BOLT , FLANGE				
BAND , U-LOCK	F8	62	22		BOLT , FLANGE				
BAND , WIRE	F16	70	3		BOLT , FLANGE				
	C10	26	14		BOLT , FLANGE				
	E5	43	21		BOLT , FLANGE				
	F4	74	18		BOLT , FLANGE				

Address No. E11

Block No.

Ref No.

FRONT FENDER

Service item F R T
FENDER COMP., FR. 0.3

Rel No	Part No	Description	Reqd QTY	Serial No.	Parts catalogue code
			CB400 SFX SFY		
1	45156-MCE-000	CLAMPER, R. FR. BRAKE HOSE	1	1	
2	45157-MCE-000	CLAMPER, L. FR. BRAKE HOSE	1	1	
3	61100-MCE-000A	FENDER COMP., FR. *NH411M*FORCE SILVER METALLIC	1	-----	3J,4J
			1	-----	
4	61100-MCE-000B	*PB284C*...CANDY PHOENIX BLUE	1	-----	J,2J
4	61101-MCE-000	PLATE, FR. FENDER	2	1008000	
4	61101-MCE-010	BOLT, FLANGE	2		
5	61102-MCE-300	CUSHION, FR. FENDER (BLACK)	2		
6	61105-MCE-000	STAY, FR. FENDER MOUNTING	2		
7	61107-MR7-000	COLLAR (6.5)	4		
8	96001-06020-00	BOLT, FLANGE, 6X20	4		

Page No.

2000.09.01 E

Part catalogue structure

F-7 FRONT FENDER					E11	
Service item					F.R.T.	
FENDER COMP., FR.					0.3	
Ref. No.	Part No.	Description	Reqd. QTY (3D-400 SFX SLY	Serial No.	Parts catalogue code	
1	45156-MCE-000	CLAMPER, R. FR. BRAKE HOSE ..	1 1			
2	45157-MCE-000	CLAMPER, L. FR. BRAKE HOSE ..	1 1			
3	61100-MCE-000ZA	FENDER COMP., FR. *NH411M*FORCE SILVER METALLIC	1 -	3J, 4J		
	61100-MCE-000ZB	*PB284C*...CANDY PHOENIX BLUE	1 -	J, 2J		
4	61101-MCE-000	PLATE, FR. FENDER	2 2	1008000		
	61101-MCE-010	2 2	1008001		
5	61102-MCE-300	CUSHION, FR. FENDER	2 2			
		(BLACK)				

① Address number

- Address No. is provided (in place of the page No.) to help you refer to the part with the part No. or part name.

② Block title ③ Block number

④ Service item/Flat rate time

⑤ Reference number

- Title number marked with the parenthesis or parentheses indicates that it continues from the previous page.

⑥ Part number ⑦ Honda color code

⑧ Description

⑨ Assemblies

- Sections framed with broken lines in the exploded view drawings are available as complete assemblies. (Their individual parts can also be obtained.)

⑩ Color description

⑪ Note

- Notes are shown with the parentheses in the part name column.

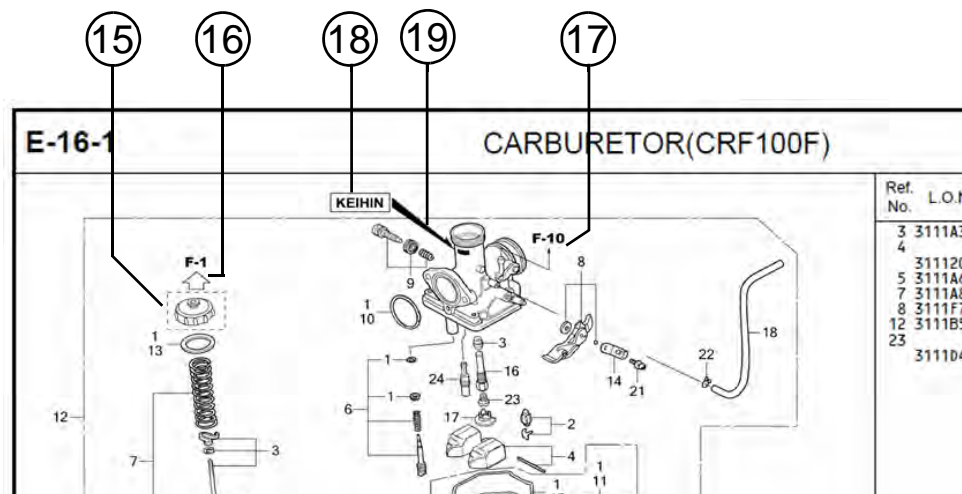
⑫ Required quantity

- Reqd. QTY shown in the parenthesis or parentheses indicates the optional part.
- Reqd. QTY marked with "N" indicates the optional part that should be selected as needed.
- Reqd. QTY indicates the number of the part used in the block.

⑬ Serial number

⑭ Parts catalogue code

- When the parts catalogue code column is blank, it indicates that the part is applicable to all codes.



⑮

- Parts enclosed within a dotted line are covered in a different block.

⑮

- A hollow arrow indicates the block No. for the parts enclosed within a dotted line .

⑮


- A solid arrow indicates the block No. the part in question is connected to.

⑮ Replacement Identification Information for Designated Part No.

⑮ Location of Replacement Identification Information for Designated Part No.

- If an arrow mark is indicated in 19, the part is incompatible with a different part No.
- Make sure to order the part of the same manufacture, including the component part.
- To make an order, indicate the part No., which includes the symbol displayed on the applicable section of the part to be replaced.

When the parts were revised



Ref. No.	Part No.	Description	Reqd. QTY		Serial No.
			CB400 SFX	SFY	
1	45156-MCE-000	CLAMPER, R. FR. BRAKE HOSE ..	1	1	
2	45157-MCE-000	CLAMPER, L. FR. BRAKE HOSE ..	1	1	
3	61100-MCE-000ZA	FENDER COMP., FR. *NH411M*FORCE SILVER METALLIC	1	-	-----3J,4J
	61100-MCE-000ZB	*PB284C*...CANDY PHOENIX BLUE	1	-	-----J,2J
4	61101-MCE-000	PLATE, FR. FENDER (###).....	2	2	-----1008000
	61101-MCE-010	2	2	-----1008001
5	61102-MCE-300	CUSHION, FR. FENDER (BLACK)	2	2	
6	61105-MCE-000	STAY, FR. FENDER MOUNTING ...	2	2	
7	61107-MR7-000	COLLAR (6,5)	4	4	
8	96001-06020-00	BOLT, FLANGE, 6X20	4	4	

The number has been used from the initial model without revision.

When shown at the left side, it is applicable to the models of No.1008001 and the subsequent numbers.

When shown at the right side, it is applicable to the models up to No.1008000.

The parts listed with "###" at the end of the parts name have limited supply period (parts not for sale).

Abbreviations used in the parts catalogue

RIGHT is abbreviated as "R."

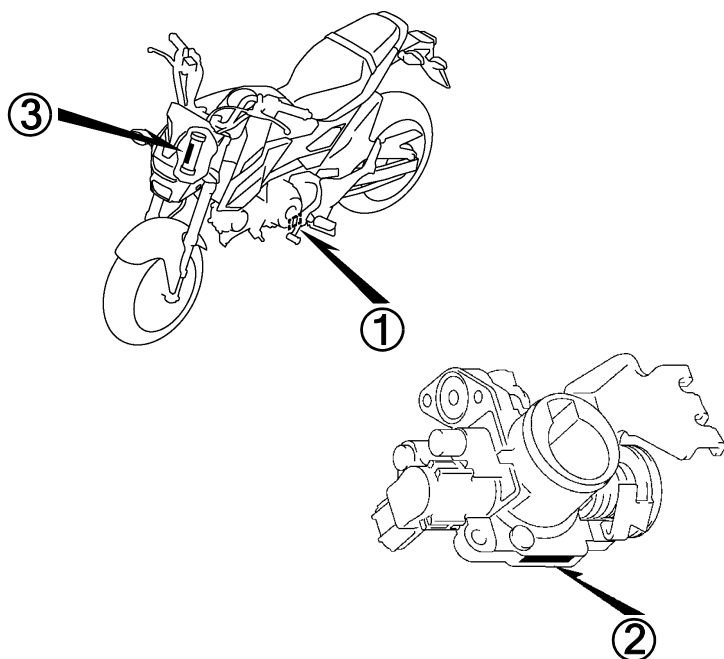
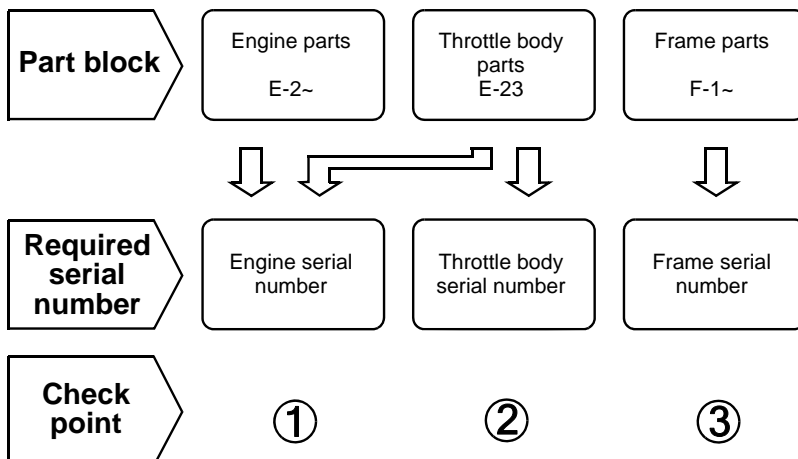


"L." stands for LEFT

* "L." or "R." in the description of a part stands for the LEFT hand side or the RIGHT hand side. Determine the left or right as if you were in the motorcycle seat.

• The following abbreviations are used in this parts catalogue.

A Ampere	L.Left
ABS Anti-lock brake system	L (100L) .Link (100 Links)
A.C. Alternating current	L.E.D.Light emitted diode
A.M. Attaching mark	MMMillimeter
ASSY. Assembly	MPHMiles per hour
C.D.I. Capacitive discharge ignition	R.Right
COMP. ... Complete	RR.Rear
D.C. Direct current	STD.Standard
EX. Exhaust	T (22T) ...Tooth (22 Teeth)
FR. Front	TCSTraction control system
G Gram	T.M.Transcript mark
HEX. Hexagonal	VVolt
IN. Inlet	WWatt
KPH Kilometers per hour	WLWith labelling
	WOLWithout labelling

Part block and serial number check

Models, parts catalogue codes and applicable serial numbers

Models, parts catalogue codes and applicable serial Nos. given in this parts catalogue can be identified as follows.

Parts with parts catalogue codes are exclusive for models destined for countries designated.

If no area codes are listed, parts are for common use.

Model	Area code	Type	Applicable engine serial No.	Applicable frame serial No.	Applicable throttle body identification No.
MSX125G	TH	Thailand	JC618E-0300001~	MLHJC618*G5300001~	GQY5B A

* Of carburetor/throttle body identification numbers, only the portions underlined in the example below are used for registration.

GQY5B A KC ア

Color chart

- When ordering a colored part, refer to the chart below and use a part number consisting of the relevant basic part number to which has been added a part color code.

MSX125 (MSX125G)

No.	MODEL		MSX125G							
	COLOR		Pearl valentine red R-353P	Mat axis gray metallic NH-303M	Pearl himalayas white NH-A87P	Lemon ice yellow Y-196	Applicable model		Applicable block No.	Ref. No.
	Name of colored parts	Basic part No.	R353	NH303	NHA87	Y196	Initial applicable model	Final applicable model		
1	COVER SET, L. SIDE	83595-K26-B00	ZA	ZA	ZA	ZA			F-24	11
2	COVER SET, R. SIDE	83585-K26-B00	ZA	ZA	ZA	ZA			F-24	9
3	COVER, HEADLIGHT	61321-K26-B00	ZA	ZA	ZA	ZA			F-43	3
4	COVER, L. SIDE	83540-K26-B00	ZA	ZA	ZA	ZA			F-24	4
5	COVER, L. SIDE UPPER	83590-K26-B00	ZA	ZA	ZA	ZA			F-24	10
6	COVER, R. SIDE	83530-K26-B00	ZA	ZA	ZA	ZA			F-24	3
7	COVER, R. SIDE UPPER	83580-K26-B00	ZA	ZA	ZA	ZA			F-24	8
8	COWL SET, L. RR.	77220-K26-B00	ZD	ZC	ZB	ZA			F-23-10	3
9	COWL SET, R. RR.	77210-K26-B00	ZD	ZC	ZB	ZA			F-23-10	1
10	COWL, L. FR.	61332-K26-B00	ZB	ZC	ZE	ZA			F-43	5
11	COWL, L. RR.	77225-K26-B00	ZB	ZC	ZD	ZA			F-23-10	4
12	COWL, R. FR.	61331-K26-B00	ZB	ZC	ZE	ZA			F-43	4
13	COWL, R. RR.	77215-K26-B00	ZF	ZG	ZH	ZA			F-23-10	2
14	COWL, RR. CENTER	77230-K26-B00	ZA	ZA	ZA	ZA			F-23-10	5
15	FENDER COMP., FR.	61100-K26-B00	ZB	ZC	ZD	ZA			F-10	2
16	FENDER SET A, RR.	80100-K26-B00	ZA	ZA	ZA	ZA			F-34	11
17	GARNISH, L.	83555-K26-B00	ZB	ZC	ZD	ZA			F-24	7
18	GARNISH, R.	83545-K26-B00	ZB	ZC	ZD	ZA			F-24	5

MSX125 (MSX125G)

No.	MODEL		MSX125G							
	COLOR		Pearl valentine red R-353P	Mat axis gray metallic NH-303M	Pearl himalayas white NH-A87P	Lemon ice yellow Y-196	Applicable model		Applicable block No.	Ref. No.
	Name of colored parts	Basic part No.	R353	NH303	NHA87	Y196	Initial applicable model	Final applicable model		
19	HOLDER, HANDLE PIPE UPPER	53131-K20-900	ZC	ZC	ZC	ZC			F-7	7
20	MARK	86771-K26-B00	ZD	ZC	ZB	ZA			F-50	4
21	MARK, HONDA	86101-K26-B00	ZA	ZA	ZA	ZA			F-50	1
22	MARK, L. WING	86202-K26-B00	ZD	ZC	ZB	ZA			F-50	3
23	MARK, R. WING	86201-K26-B00	ZD	ZC	ZB	ZA			F-50	2
24	MARK, SIDE COVER	86831-K26-B00	ZA	ZA	ZA	ZA			F-50	5
25	SEAT ASSY., DOUBLE	77200-K26-B00	ZA	ZA	ZA	ZA			F-23	3
26	SHROUD SET, L.	83460-K26-B00	ZD	ZC	ZB	ZA			F-22	3
27	SHROUD SET, R.	83450-K26-B00	ZD	ZC	ZB	ZA			F-22	2
28	SHROUD, L.	83490-K26-B00	ZB	ZC	ZD	ZA			F-22	5
29	SHROUD, R.	83480-K26-B00	ZB	ZC	ZD	ZA			F-22	4

Fuel hose, general purpose hoses and vinyl hose

- The standard part fuel hose, general purpose hose and vinyl hose may be substituted by the coiled bulk part.
- When ordering the standard part fuel hose, general purpose hose and vinyl hose use the bulk part number written in the parts catalogue in brackets () underneath the part name, or use the catalogue below.

(The bulk part standard length is 1 m, however, those displayed in the catalogue < > are available in 3 m and 8 m lengths.)

- When exchanging the hose, cut and use at the specified length as mentioned in the part name.

(For the method of cutting the bulk part, and method of filling out orders etc., please refer to the service manual and the instructions issued with the bulk part.)

- The list below is a catalogue of the standard part numbers and bulk part numbers. Note that those numbers are applicable to the listed replacement parts only.

Fuel hoses/Tubes			
Standard part No.	Bulk part No.	Bulk part	
		Inner diameter (mm)	Length (m)
95001-30xxx-2x	95001-30001-20M	3.0	1
95001-30xxx-3x	95001-30001-30M	3.0	1
95001-30xxx-4x	95001-30001-40M	3.0	1
95001-35xxx-2x	95001-35001-50M <95001-35003-50M>	3.5	1 3
95001-35xxx-3x	95001-35001-60M <95001-35003-60M>	3.5	1 3
95001-35xxx-4x	95001-35001-60M <95001-35003-60M>	3.5	1 3
95001-35xxx-5x	95001-35001-50M <95001-35003-50M>	3.5	1 3
95001-35xxx-6x	95001-35001-60M <95001-35003-60M>	3.5	1 3
95001-45xxx-2x	95001-45001-50M <95001-45003-50M>	4.5	1 3
95001-45xxx-3x	95001-45001-60M <95001-45003-60M> <95001-45008-60M>	4.5	1 3 8
95001-45xxx-4x	95001-45001-60M <95001-45003-60M> <95001-45008-60M>	4.5	1 3 8
95001-45xxx-5x	95001-45001-50M <95001-45003-50M>	4.5	1 3
95001-45xxx-6x	95001-45001-60M <95001-45003-60M> <95001-45008-60M>	4.5	1 3 8
95001-55xxx-2x	95001-55001-50M <95001-55003-50M> <95001-55008-50M>	5.5	1 3 8

Fuel hoses/Tubes			
Standard part No.	Bulk part No.	Bulk part	
		Inner diameter (mm)	Length (m)
95001-55xxx-3x	95001-55001-60M <95001-55003-60M> <95001-55008-60M>	5.5	1 3 8
95001-55xxx-4x	95001-55001-60M <95001-55003-60M> <95001-55008-60M>	5.5	1 3 8
95001-55xxx-5x	95001-55001-50M <95001-55003-50M> <95001-55008-50M>	5.5	1 3 8
95001-55xxx-6x	95001-55001-60M <95001-55003-60M> <95001-55008-60M>	5.5	1 3 8
95001-75xxx-2x	95001-75001-50M <95001-75003-50M>	7.5	1 3
95001-75xxx-3x	95001-75001-60M <95001-75003-60M> <95001-75008-60M>	7.5	1 3 8
95001-75xxx-4x	95001-75001-60M <95001-75003-60M> <95001-75008-60M>	7.5	1 3 8
95001-75xxx-5x	95001-75001-50M <95001-75003-50M>	7.5	1 3
95001-75xxx-6x	95001-75001-60M <95001-75003-60M> <95001-75008-60M>	7.5	1 3 8
95001-80xxx-2x	95001-80001-50M	8.0	1
95001-80xxx-3x	95001-80001-60M	8.0	1
95001-80xxx-4x	95001-80001-60M	8.0	1
95001-80xxx-5x	95001-80001-50M	8.0	1
95001-80xxx-6x	95001-80001-60M	8.0	1

Vinyl tube				
Standard part No.	Bulk part No.	Bulk part		
		Inner dia- meter (mm)	Outer dia-meter (mm)	Length (m)
95003-01xxx-3x	95003-01001-60M <95003-01003-60M>	2.9	6.8	1 3
95003-01xxx-60	95003-01001-60M <95003-01003-60M>	2.9	6.8	1 3
95003-03xxx-3x	95003-03001-60M <95003-03003-60M>	3.0	6.0	1 3
95003-03xxx-60	95003-03001-60M <95003-03003-60M>	3.0	6.0	1 3
95003-05xxx-3x	95003-05001-60M <95003-05003-60M> <95003-05008-60M>	3.5	6.5	1 3 8
95003-05xxx-60	95003-05001-60M <95003-05003-60M> <95003-05008-60M>	3.5	6.5	1 3 8
95003-07xxx-1x	95003-07001-10M <95003-07003-10M> <95003-07008-10M>	4.0	7.0	1 3 8
95003-07xxx-20	95003-07001-10M <95003-07003-10M> <95003-07008-10M>	4.0	7.0	1 3 8
95003-07xxx-3x	95003-07001-60M <95003-07003-60M> <95003-07008-60M>	4.0	7.0	1 3 8
95003-07xxx-60	95003-07001-60M <95003-07003-60M> <95003-07008-60M>	4.0	7.0	1 3 8
95003-07xxx-7x	95003-07001-70M <95003-07003-70M> <95003-07008-70M>	4.0	7.0	1 3 8
95003-08xxx-1x	95003-08001-10M <95003-08003-10M> <95003-08008-10M>	4.5	6.5	1 3 8
95003-09xxx-3x	95003-09001-60M <95003-09003-60M>	4.5	8.0	1 3
95003-09xxx-60	95003-09001-60M <95003-09003-60M>	4.5	8.0	1 3
95003-10xxx-1x	95003-10001-10M <95003-10003-10M>	5.0	8.0	1 3
95003-10xxx-20	95003-10001-10M <95003-10003-10M>	5.0	8.0	1 3
95003-10xxx-3x	95003-10001-60M <95003-10003-60M>	5.0	8.0	1 3
95003-10xxx-60	95003-10001-60M <95003-10003-60M>	5.0	8.0	1 3
95003-11xxx-3x	95003-11001-60M <95003-11003-60M> <95003-11008-60M>	5.0	9.0	1 3 8
95003-11xxx-60	95003-11001-60M <95003-11003-60M> <95003-11008-60M>	5.0	9.0	1 3 8
95003-12xxx-1x	95003-12001-10M <95003-12003-10M> <95003-12008-10M>	5.0	7.0	1 3 8
95003-12xxx-20	95003-12001-10M <95003-12003-10M> <95003-12008-10M>	5.0	7.0	1 3 8

Vinyl tube				
Standard part No.	Bulk part No.	Bulk part		
		Inner dia- meter (mm)	Outer dia-meter (mm)	Length (m)
95003-14xxx-1x	95003-14001-10M <95003-14003-10M>	6.0	9.0	1 3
95003-14xxx-20	95003-14001-10M <95003-14003-10M>	6.0	9.0	1 3
95003-14xxx-3x	95003-14001-60M <95003-14003-60M>	6.0	9.0	1 3
95003-17xxx-1x	95003-17001-10M <95003-17003-10M>	7.0	9.0	1 3
95003-19xxx-1x	95003-19001-10M <95003-19003-10M> <95003-19008-10M>	7.0	11.0	1 3 8
95003-19xxx-20	95003-19001-10M <95003-19003-10M> <95003-19008-10M>	7.0	11.0	1 3 8
95003-19xxx-3x	95003-19001-60M <95003-19003-60M> <95003-19008-60M>	7.0	11.0	1 3 8
95003-19xxx-60	95003-19001-60M <95003-19003-60M> <95003-19008-60M>	7.0	11.0	1 3 8
95003-21xxx-1x	95003-21001-10M <95003-21003-10M>	8.0	9.0	1 3
95003-21xxx-20	95003-21001-10M <95003-21003-10M>	8.0	9.0	1 3
95003-23xxx-1x	95003-23001-10M <95003-23003-10M>	8.0	12.0	1 3
95003-23xxx-20	95003-23001-10M <95003-23003-10M>	8.0	12.0	1 3
95003-23xxx-3x	95003-23001-60M <95003-23003-60M> <95003-23008-60M>	8.0	12.0	1 3 8
95003-23xxx-60	95003-23001-60M <95003-23003-60M> <95003-23008-60M>	8.0	12.0	1 3 8
95003-25xxx-1x	95003-25001-10M <95003-25003-10M>	9.0	11.0	1 3
95003-25xxx-20	95003-25001-10M <95003-25003-10M>	9.0	11.0	1 3
95003-25xxx-3x	95003-25001-60M <95003-25003-60M>	9.0	11.0	1 3
95003-25xxx-7x	95003-25001-70M <95003-25003-70M>	9.0	11.0	1 3
95003-27xxx-1x	95003-27001-10M <95003-27003-10M>	9.0	13.0	1 3
95003-27xxx-20	95003-27001-10M <95003-27003-10M>	9.0	13.0	1 3
95003-27xxx-3x	95003-27001-60M <95003-27003-60M>	9.0	13.0	1 3
95003-27xxx-60	95003-27001-60M <95003-27003-60M>	9.0	13.0	1 3
95003-33xxx-1x	95003-33001-10M <95003-33003-10M>	10.0	14.0	1 3
95003-33xxx-20	95003-33001-10M <95003-33003-10M>	10.0	14.0	1 3

Vinyl tube				
Standard part No.	Bulk part No.	Bulk part		
		Inner dia- meter (mm)	Outer dia-meter (mm)	Length (m)
95003-36xxx-1x	95003-36001-10M <95003-36003-10M> <95003-36008-10M>	11.0	13.0	1 3 8
95003-36xxx-20	95003-36001-10M <95003-36003-10M> <95003-36008-10M>	11.0	13.0	1 3 8
95003-37xxx-3x	95003-37001-60M <95003-37003-60M>	11.0	15.0	1 3
95003-37xxx-60	95003-37001-60M <95003-37003-60M>	11.0	15.0	1 3
95003-38xxx-1x	95003-38001-10M <95003-38003-10M>	12.0	13.0	1 3
95003-38xxx-20	95003-38001-10M <95003-38003-10M>	12.0	13.0	1 3
95003-39xxx-1x	95003-39001-10M <95003-39003-10M>	12.0	14.0	1 3
95003-39xxx-20	95003-39001-10M <95003-39003-10M>	12.0	14.0	1 3
95003-40xxx-20	95003-40001-10M <95003-40003-10M>	12.0	16.0	1 3
95003-40xxx-3x	95003-40001-60M <95003-40003-60M>	12.0	16.0	1 3
95003-40xxx-60	95003-40001-60M <95003-40003-60M>	12.0	16.0	1 3
95003-43xxx-1x	95003-43001-10M <95003-43003-10M> <95003-43008-10M>	13.0	15.0	1 3 8
95003-43xxx-20	95003-43001-10M <95003-43003-10M> <95003-43008-10M>	13.0	15.0	1 3 8
95003-45xxx-1x	95003-45001-10M <95003-45003-10M> <95003-45008-10M>	14.0	18.0	1 3 8
95003-45xxx-20	95003-45001-10M <95003-45003-10M> <95003-45008-10M>	14.0	18.0	1 3 8
95003-50xxx-1x	95003-50001-10M <95003-50003-10M>	16.0	19.0	1 3
95003-50xxx-20	95003-50001-10M <95003-50003-10M>	16.0	19.0	1 3
95003-50xxx-3x	95003-50001-60M <95003-50003-60M>	16.0	19.0	1 3
95003-55xxx-1x	95003-55001-10M <95003-55003-10M>	17.5	20.5	1 3
95003-55xxx-20	95003-55001-10M <95003-55003-10M>	17.5	20.5	1 3
95003-60xxx-1x	95003-60001-10M <95003-60003-10M>	22.0	27.0	1 3
95003-60xxx-20	95003-60001-10M <95003-60003-10M>	22.0	27.0	1 3
95003-60xxx-3x	95003-60001-60M <95003-60003-60M>	22.0	27.0	1 3
95003-60xxx-60	95003-60001-60M <95003-60003-60M>	22.0	27.0	1 3

General purpose hoses			
Standard part No.	Bulk part No.	Bulk part	
		Inner diameter (mm)	Length (m)
95005-11xxx-3x	95005-11001-30M	11.0	1
95005-11xxx-5x	95005-11001-50M	11.0	1
95005-12xxx-1x	95005-12001-10M <95005-12003-10M>	12.0	1 3
95005-12xxx-2x	95005-12001-20M	12.0	1
95005-12xxx-3x	95005-12001-30M	12.0	1
95005-12xxx-5x	95005-12001-50M	12.0	1
95005-14xxx-1x	95005-14001-10M	14.0	1
95005-14xxx-2x	95005-14001-20M <95005-14003-20M>	14.0	1 3
95005-14xxx-3x	95005-14001-30M	14.0	1
95005-14xxx-5x	95005-14001-50M	14.0	1
95005-17xxx-1x	95005-17001-10M	17.0	1
95005-17xxx-2x	95005-17001-20M	17.0	1
95005-17xxx-3x	95005-17001-30M	17.0	1
95005-17xxx-5x	95005-17001-50M	17.0	1
95005-30xxx-3x	95005-30001-30M	3.0	1
95005-30xxx-5x	95005-30001-50M	3.0	1
95005-35xxx-1x	95005-35001-10M <95005-35003-10M> <95005-35008-10M>	3.5	1 3 8
95005-35xxx-2x	95005-35001-20M	3.5	1
95005-35xxx-3x	95005-35001-30M	3.5	1
95005-35xxx-4x	95005-35001-10M <95005-35003-10M> <95005-35008-10M>	3.5	1 3 8
95005-35xxx-5x	95005-35001-50M	3.5	1
95005-45xxx-1x	95005-45001-10M <95005-45003-10M> <95005-45008-10M>	4.5	1 3 8
95005-45xxx-2x	95005-45001-20M	4.5	1
95005-45xxx-3x	95005-45001-30M	4.5	1

General purpose hoses			
Standard part No.	Bulk part No.	Bulk part	
		Inner diameter (mm)	Length (m)
95005-45xxx-4x	95005-45001-10M <95005-45003-10M> <95005-45008-10M>	4.5	1 3 8
95005-45xxx-5x	95005-45001-50M	4.5	1
95005-50xxx-3x	95005-50001-30M <95005-50003-30M>	5.0	1 3
95005-50xxx-5x	95005-50001-50M	5.0	1
95005-55xxx-1x	95005-55001-10M <95005-55003-10M> <95005-55008-10M>	5.3	1 3 8
95005-55xxx-2x	95005-55001-20M <95005-55003-20M>	5.3	1 3
95005-55xxx-4x	95005-55001-10M <95005-55003-10M> <95005-55008-10M>	5.3	1 3 8
95005-65xxx-1x	95005-65001-10M <95005-65003-10M>	6.5	1 3
95005-65xxx-2x	95005-65001-20M	6.5	1
95005-70xxx-3x	95005-70001-30M <95005-70003-30M>	7.0	1 3
95005-70xxx-5x	95005-70001-50M	7.0	1
95005-75xxx-1x	95005-75001-10M <95005-75003-10M>	7.3	1 3
95005-75xxx-2x	95005-75001-20M	7.3	1
95005-80xxx-1x	95005-80001-10M <95005-80003-10M>	8.0	1 3
95005-80xxx-2x	95005-80001-20M	8.0	1
95005-80xxx-3x	95005-80001-30M	8.0	1
95005-80xxx-5x	95005-80001-50M	8.0	1
95005-91xxx-3x	95005-91001-30M	12.0	1
95005-91xxx-5x	95005-91001-50M	12.0	1
95005-92xxx-3x	95005-92001-30M	12.0	1
95005-92xxx-5x	95005-92001-50M	12.0	1

NOTE: X is displayed to represent the omitted numerals and letters of the roman alphabet.

⊙ **CAUTION: It is DANGEROUS to confuse the fuel hose with the general purpose hose or vinyl hose.**

Never use a general purpose hose or vinyl hose in place of a fuel hose or vice versa. Always use the correct bulk part in the parts catalogue, according to the service manual or the instructions issued with the bulk part.

• Bulk part number of fuel hose, general purpose hose and vinyl hose.

(Example)

9 5 0 0 1 - 7 5 0 0 1 - 5 0 M

Bulk part number: Refers to the bulk part.

Marking code (hose type): (fuel hose and general purpose hose)

Change code (for added hose): (Vinyl hose)

- Indicates number mark or change sequence, however, the code for the bulk part must be strictly 0 (zero).

Types of code:

- Fuel hose
 - 2: Red outside braid (3 mm inside dia. only)
 - 5: Black inside braid
 - 3: Red (3 mm inside dia. only)
 - 4: Ash gray with red stripe (3 mm inside dia. only)
 - 6: Black

- Vinyl hose
 - 1: Clear
 - 2: Black
 - 3: Light red
 - 6: Light red
 - 7: Pale black

- General hose
 - 1: Ash gray
 - 2: Ash gray
 - 3: Black
 - 5: Black

Lengths: 001: 1 m (standard)
003: 3 m
008: 8 m

I.D code: (fuel hose and general purpose hose)

30: 3.0 mm	11: 11 mm
35: 3.5 mm	91: 12 mm (outside dia. 15) mm
45: 4.5 mm	92: 12 mm (outside dia. 16) mm
50: 5.0 mm	12: 12 mm (outside dia. 17) mm
55: 5.3 mm, 5.5 mm	14: 14 mm
65: 6.5 mm	17: 17 mm
70: 7.0 mm	
75: 7.3 mm, 7.5 mm	
80: 8.0 mm	

ID./OD. code: (vinyl hose)

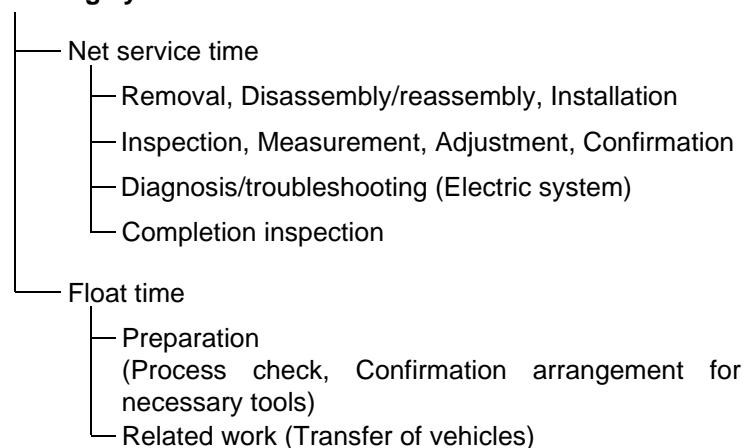
01: ID. 2.9, OD. 6.8 mm	14: ID. 6.0, OD. 9.0 mm	37: ID. 11.0, OD. 15.0 mm
03: ID. 3.0, OD. 6.0 mm	17: ID. 7.0, OD. 9.0 mm	38: ID. 12.0, OD. 13.0 mm
05: ID. 3.5, OD. 6.5 mm	19: ID. 7.0, OD. 11.0 mm	39: ID. 12.0, OD. 14.0 mm
07: ID. 4.0, OD. 7.0 mm	21: ID. 8.0, OD. 9.0 mm	40: ID. 12.0, OD. 16.0 mm
08: ID. 4.5, OD. 6.5 mm	23: ID. 8.0, OD. 12.0 mm	43: ID. 13.0, OD. 15.0 mm
09: ID. 4.5, OD. 8.0 mm	25: ID. 9.0, OD. 11.0 mm	45: ID. 14.0, OD. 18.0 mm
12: ID. 5.0, OD. 7.0 mm	27: ID. 9.0, OD. 13.0 mm	50: ID. 16.0, OD. 19.0 mm
10: ID. 5.0, OD. 8.0 mm	33: ID. 10.0, OD. 14.0 mm	55: ID. 17.5, OD. 20.5 mm
11: ID. 5.0, OD. 9.0 mm	36: ID. 11.0, OD. 13.0 mm	60: ID. 22.0, OD. 27.0 mm

Hose type: 1: Fuel hose
3: Vinyl hose
5: General hose

FLAT RATE SERVICE TIME

Flat rate service time (FRT) means the standard time required to service a MC, which is listed in this manual to help the dealers control the actual working process and calculate the service charge by using it as a guide.

FRT setting system



* Float time is set by multiplying the net service time by a given coefficient.

Editorial style

The service items shown in the text are listed with the exchange work time for the repair sales parts as the subject. Other representative service items not using repair parts (removal/installation, adjustment, inspection/measuring, and other work) are listed collectively in the list in the preface, classified according to the work.

FRT setting standard

- Decimal system (in unit of 0.1) is adopted to set FRT as it is convenient to calculate the wage.
Example: (0.1) → 6 minutes, (0.2) → 12 minutes
[Labor cost per hour] x [FRT] = [Wage]
- FRT is set with a hand tool.
- Service items and FRT can be subject to change depending on development of tools and service equipment and improvement in service procedure.

Work procedure

- As the work procedure is set with the work time according to the method in the separate Service Manual, refer to this Manual as required.
- Work methods permitting servicing in the shortest time still permitting assurance of safe work and product warranty are used for the setting of service items not listed in the Service Manual.
- Work basically is to be performed by one person, and when two or more people are required, setting is done as the total time for the number of people.
- The set value for the technological level of the workers uses a person with three years of experience in the repair of Honda vehicles as the standard.
- Special tools and service equipment used to set FRT are those specified or recommended in Service Manual.

Service item whose FRT is not presented

- Accessories and service parts that are not listed to use in this manual.
- Locations with little aging deterioration or breakage during normal use.
- Service work that can be finished by one touch.
- Service work that is seldom done (i.e. extremely small causes of trouble and service frequency).

* When FRT is not presented, please calculate wages based on appropriate actual work time

Operation not included of FRT

- Oil and coolant water draining, Waiting time for warming up operation and etc..
- Additional operation that involves removal/installation of standard exterior equipment.
- Indirect time spent for service by visiting the customer, trade-in, and delivery of a MC.
- Indirect time required for ordering and delivery of parts.
- Cost for grease, adhesive agent, etc. used for service work.

Explanation of FRT by using an example
(The example may differ from the actual presented items)

Ref. No.	L.O.N.	(Relative ref. Number) Description	F.R.T.
① ②	111118	(1, 3, 4, 7) CAMSHAFT 4.5	②
③	111118A	⑥ • Includes: Valve clearance adjustment Replace rocker arm add 1.0	⑤

① Reference No. of the illustration of part that shows location of the replacement work.

② FRT is an abbreviation of Flat Rate Time indicating the standard service time required for the replacement.

③ LON is an abbreviation of Labor Operation Number, and it is a classification of the service items by the work unit code.

The same operation code is used regardless of the models.

Standard operation is indicated with 6 digits code, and additional operation is indicated with 7 digits code.

④ Indicating the camshaft replacement and FRT4.5.

⑤ Indicating FRT1.0 that will be added when additional operation (replace rocker arm) is done in association with camshaft replacement.

⑥ Indicating work contents that are included in the service item.

⑦ Indicating a reference No. whose operation and time are the same as FRT4.5 for the camshaft.

(The application range is limited to the service items without an LON setting within a same block.)

How to refer to the service item by using the sample
 (camshaft replacement)

Open to the page of the block where the camshaft's spare part illustration is shown.



Look for the camshaft illustration, and refer to the service item and FRT that agree with the reference No.

Indication mark for the listing of service items that continues to the following page

Ref. No.	L.O.N.	(Relative ref. Number) Description	F.R.T.
2	111118	CAMSHAFT	4.5
	.	.	.
	.	.	.

+

Mark indicated at the last line.

Indication of the block with no setting of FRT

Ref. No.	L.O.N.	(Relative ref. Number) Description	F.R.T.
		NO INFORMATION	

• LON code system

1	11	1	18	A
a	b	c	d	e

- a) Category code..... Engine
- b) Location/function code Engine upper
- c) Operation code..... Replace
- d) Operation sequence number (Unit code can be shown with alphabet)
 - camshaft
 - (No regular rule of code)
- e) Additional code replace rocker arm
- (No regular rule of code)

1	11	1	18	A
a		c		

a) Category codes and classification

Code	Category
1	Engine
2	Transmission
3	Fuel & Exhaust
4	Frame & Body
5	Steering/Suspension
6	Electrical
7	Wheels/Brakes
8	Controls/instrument
9	-
0	-

c) Operation codes and classification

Code	Operation category
1	Replace, Removal/Installation, Change
2	Overhaul
3	Adjust, Balance
4	(Paint-related work: Top-coat)
5	Test, Inspect/diagnose, Measurement, Check
6	(Overhaul-related work: Rebore)
7	(Overhaul-related work: Reseal)
8	(Resurface)
9	(Paint-related work: Refinish)
0	Repair, Cleaning, Air bleeding

Major service items without using spare parts

Removal/Installation, Adjustment, Inspection/Measurement, Other work

[E: Engine, F: Frame]

* OPERATIONS OTHER THAN REPLACING PARTS

• Removal/installation

Set for the configuration with the parts removed from the vehicle.

	LON	DESCRIPTION	FRT
E	1101E5	TILTING ENGINE ASSEMBLY-REMOVAL/INSTALLATION INCLUDES: All necessary adjustment	1.5
	3111D5	THROTTLE BODY ASSEMBLY-REMOVAL/INSTALLATION	0.8
	1101E6	CRANKCASE SEPARATION INCLUDES: Engine removal and installation	3.0

• Adjustment

	LON	DESCRIPTION	FRT
E	3143A0	ENGINE IDLE-ADJUSTMENT	0.1
	2123A0	CLUTCH-ADJUSTMENT INCLUDES: Clutch lever adjustment	0.1
	6143A1	SPARK PLUG-ADJUSTMENT/CLEANING	0.1
	1113A0	VALVE CLEARANCE-ADJUSTMENT NOTE: For 1 vehicle	0.3
F	6163A0	HEADLIGHT-AIMING	0.1
	2133A0	DRIVE CHAIN-ADJUSTMENT	0.1
	3113A3	THROTTLE OPERATION-ADJUSTMENT	0.4

• Inspection/Measurement

	LON	DESCRIPTION	FRT
E	1115A0	COMPRESSION PRESSURE-MEASUREMENT	0.2
	6145A0	IGNITION TIMING-INSPECTION	0.2
F	6105A0	BATTERY-CHECKING OF ELECTROLYTE LEVEL & CHARGE	0.2

• Other work

	LON	DESCRIPTION	FRT
E	1130A1	OIL FILTER SCREEN-CLEANING	0.7
F	7110A0	FRONT BRAKE-AIR BLEEDING	0.2
	7110A1	REAR BRAKE-AIR BLEEDING	0.5
	3115A3	ECM INITIALIZE LEARNING	0.1

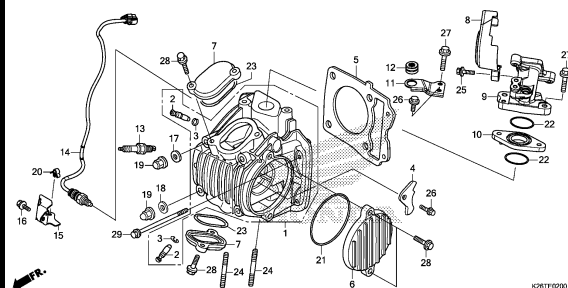
ENGINE GROUP

C 3

E-2

CYLINDER HEAD

D 1

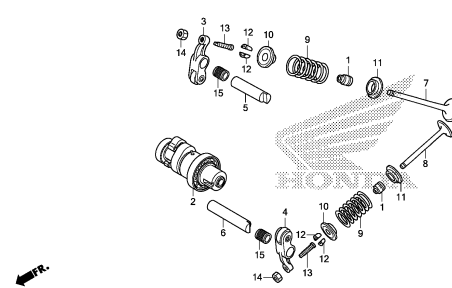


K20TE0000

E-3

CAMSHAFT/VALVE

D 3

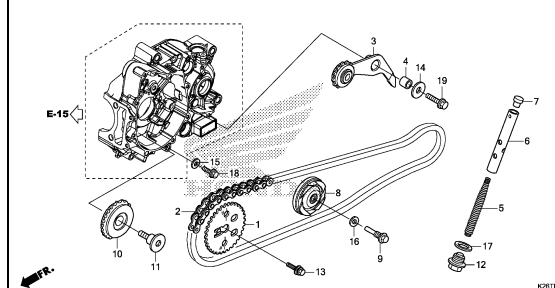


K20TE0000

E-4

CAM CHAIN/TENSIONER

D 4

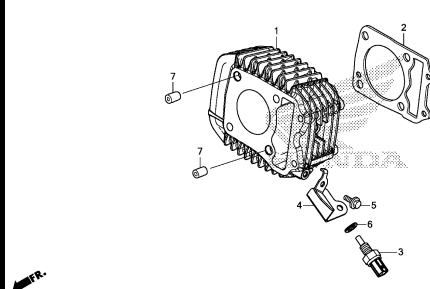


K20TE0400

E-5

CYLINDER

D 5

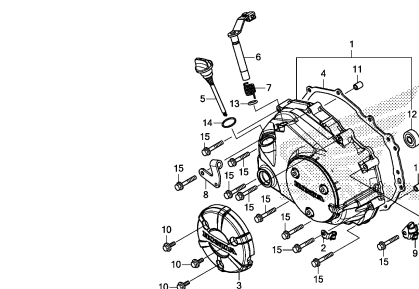


K20TE0000

E-6

RIGHT CRANKCASE COVER

D 6

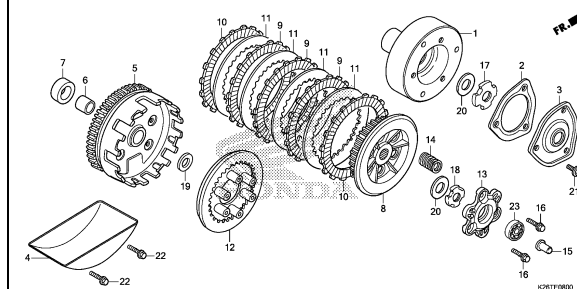


K20TE0000

E-8

CLUTCH

D 7

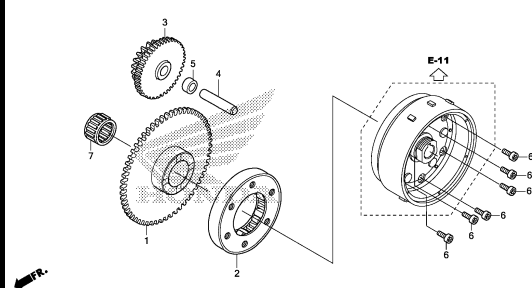


K20TE0000

E-9

STARTING CLUTCH

D 8

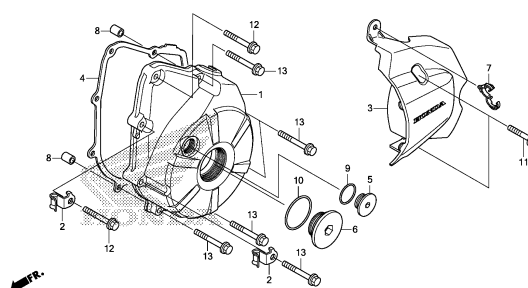


K20TE0000

E-10

LEFT CRANKCASE COVER

D 9

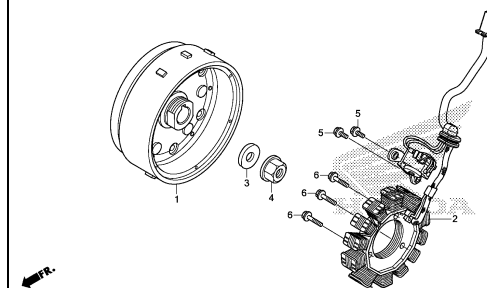


K20TE1000

E-11

GENERATOR/FLYWHEEL

D10



K20TE1100

2

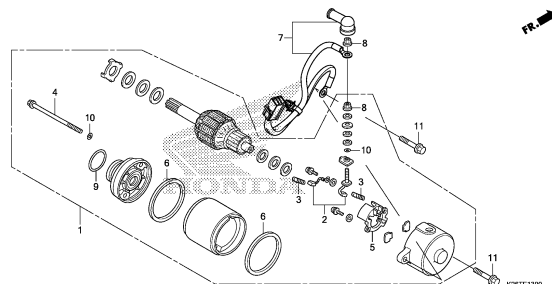
ENGINE GROUP

C 4

E-13

STARTER MOTOR

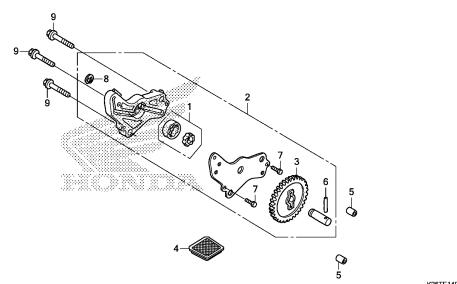
D11



E-14

OIL PUMP

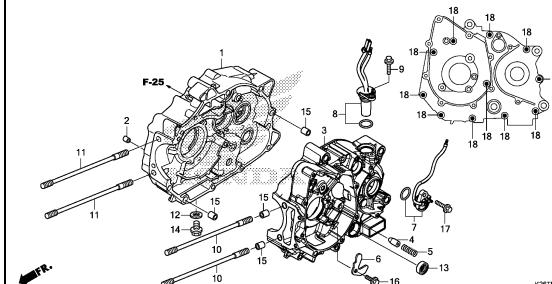
D12



E-15

CRANKCASE

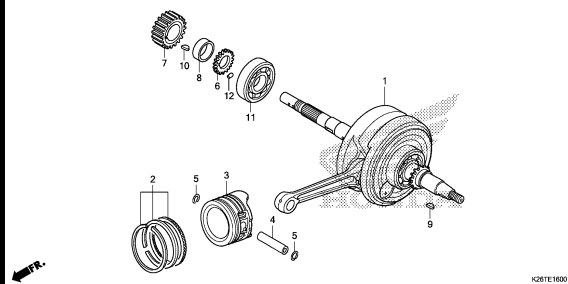
D13



E-16

CRANKSHAFT/PISTON

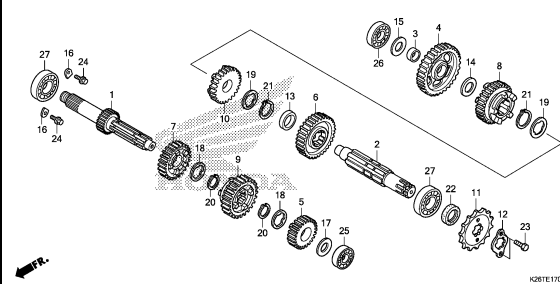
D14



E-17

TRANSMISSION

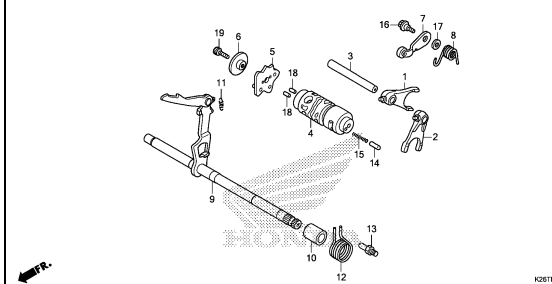
D16



E-19

GEARSHIFT DRUM

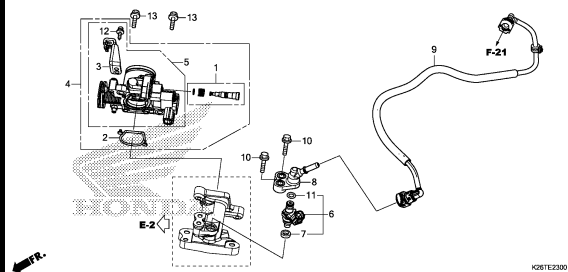
E 2



E-23

THROTTLE BODY

E 3



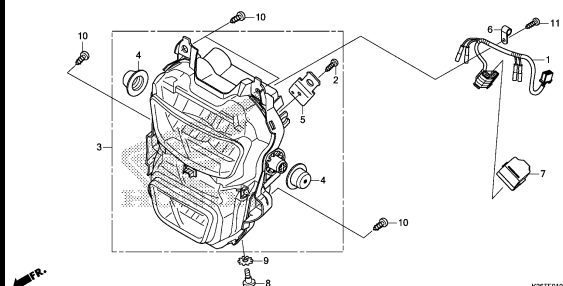
FRAME GROUP

C 5

F-1

HEADLIGHT

F 1

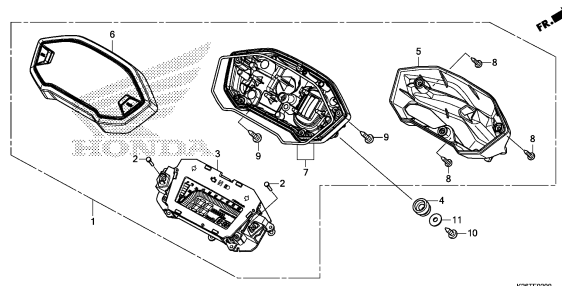


K261F0100

F-2

METER

F 2

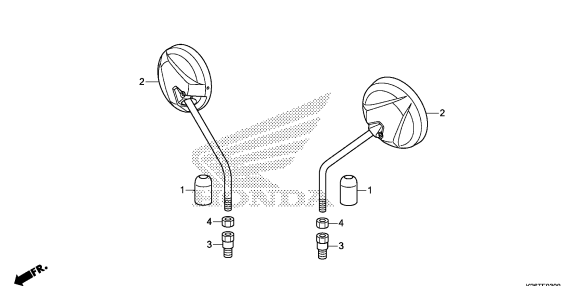


K261F0200

F-3

MIRROR

F 3

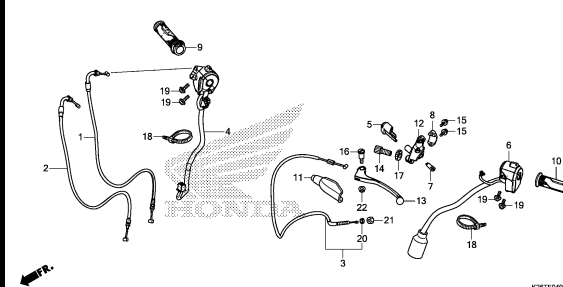


K261F0300

F-4

HANDLE LEVER/SWITCH/CABLE

F 4

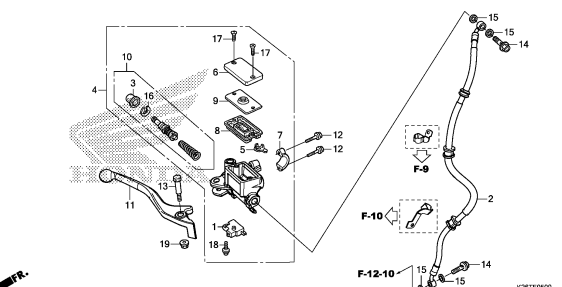


K261F0400

F-5

FRONT BRAKE MASTER CYLINDER

F 5

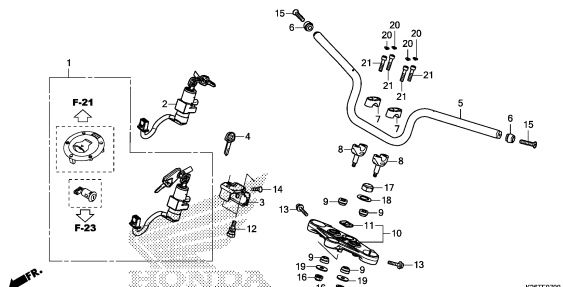


K261F0500

F-7

HANDLE PIPE

F 6

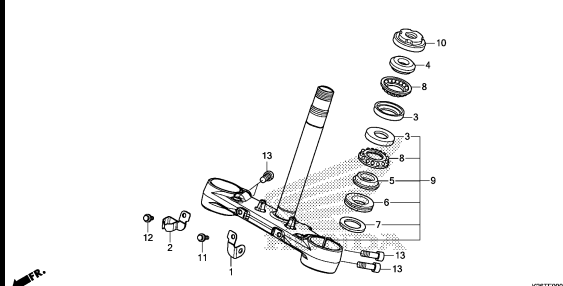


K261F0700

F-9

STEERING STEM

F 7

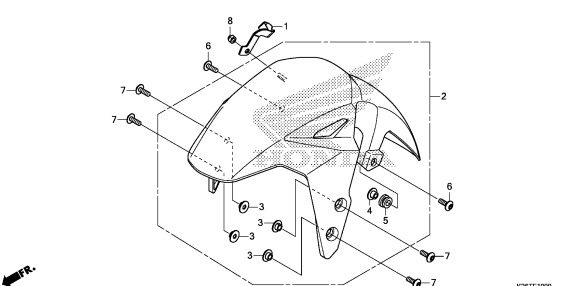


K261F0900

F-10

FRONT FENDER

F 8

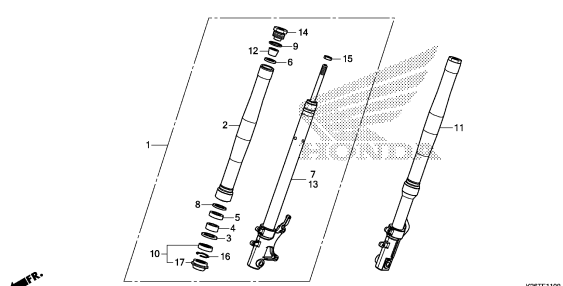


K261F1000

F-11

FRONT FORK

F 9



K261F1100

3

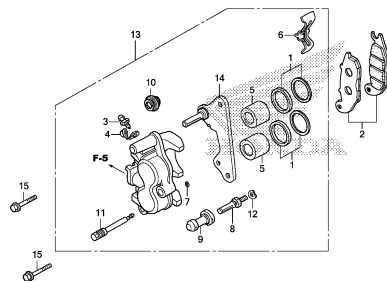
FRAME GROUP

C 6

F-12-10

FRONT BRAKE CALIPER

F10

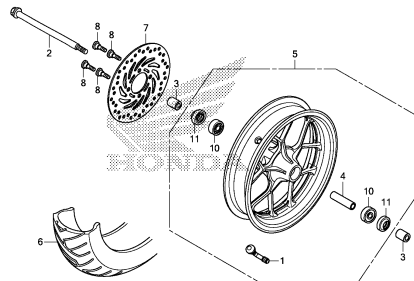


K261F1210

F-14-40

FRONT WHEEL

F11

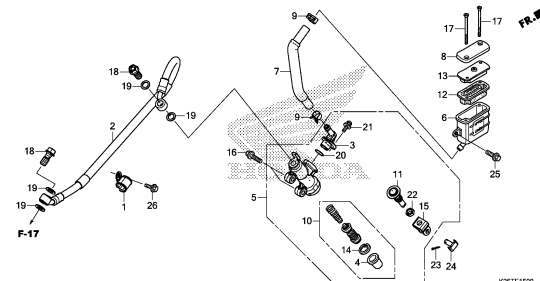


K261F1440

F-15

REAR BRAKE MASTER CYLINDER

F12

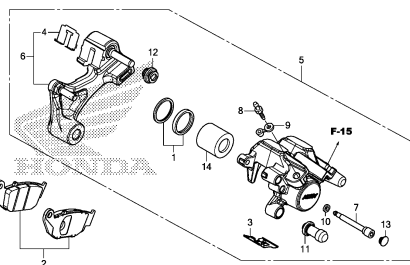


K261F1500

F-17

REAR BRAKE CALIPER

F14

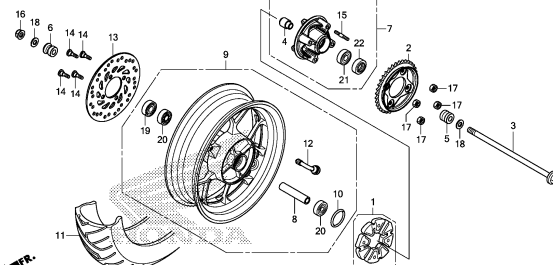


K261F1700

F-19-40

REAR WHEEL

F15

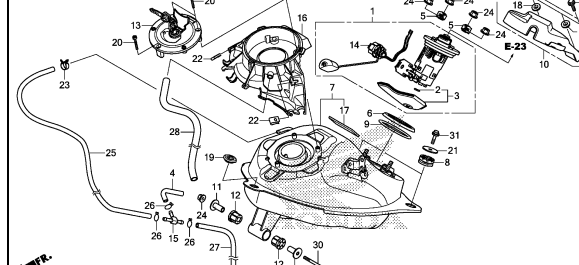


K261F1940

F-21

FUEL TANK

G 1

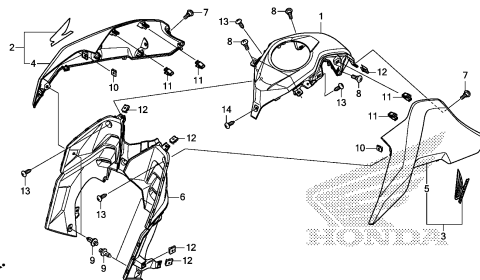


K261F2100

F-22

SHROUD

G 3

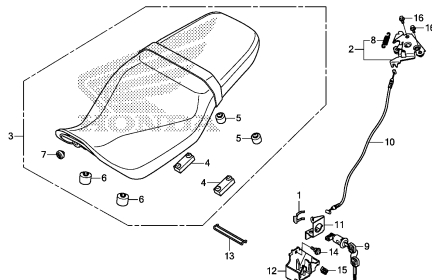


K261F2200

F-23

SEAT

G 5

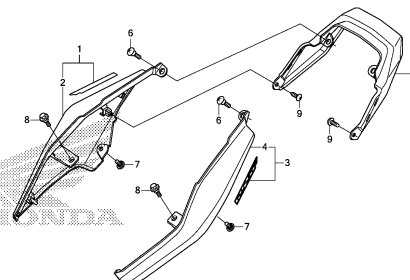


K261F2300

F-23-10

REAR COWL

G 6



K261F2310

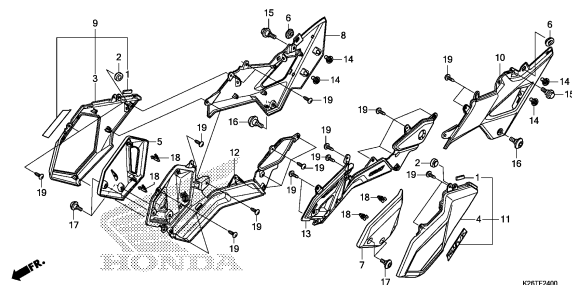
FRAME GROUP

C 7

F-24

G 7

SIDE COVER

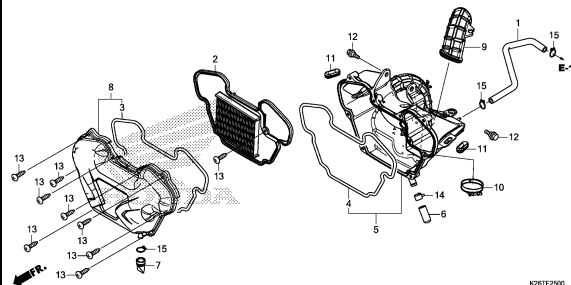


K261F2400

F-25

G 9

AIR CLEANER

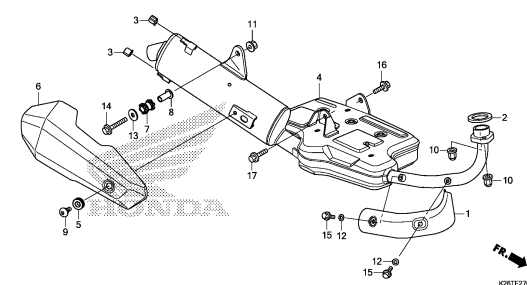


K261F2500

F-27

G10

EXHAUST MUFFLER

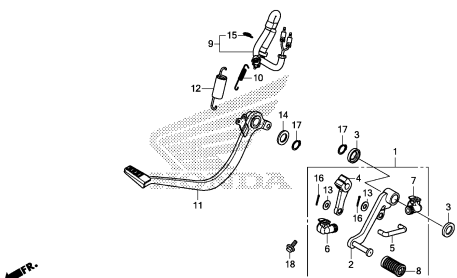


K261F2700

F-29

G11

PEDAL

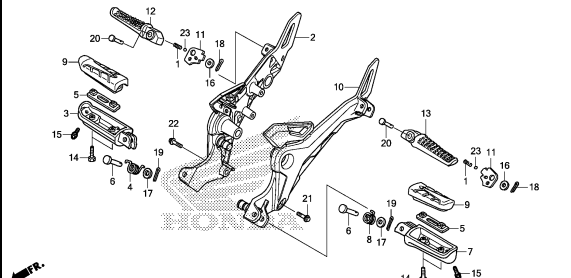


K261F2900

F-30

G12

STEP

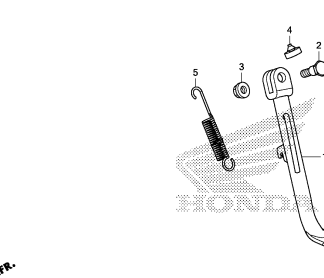


K261F3000

F-31

G13

STAND

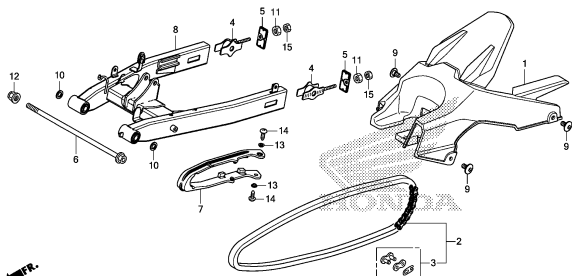


K261F3100

F-32

G14

SWINGARM

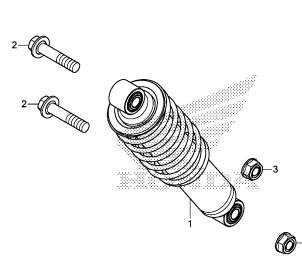


K261F3200

F-33

G15

REAR CUSHION

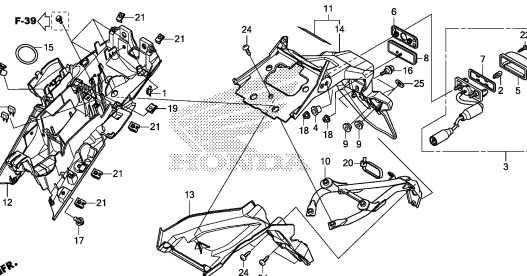


K261F3300

F-34

G16

REAR FENDER



K261F3400

3

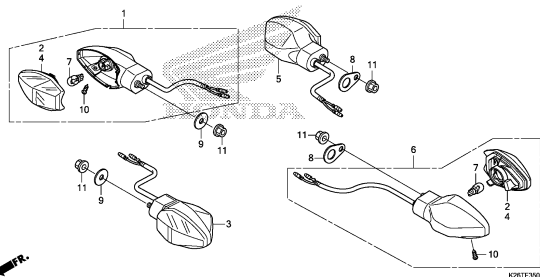
FRAME GROUP

C 8

F-35

H 2

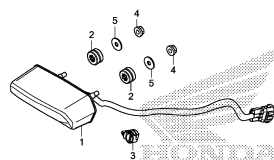
WINKER



F-36

H 3

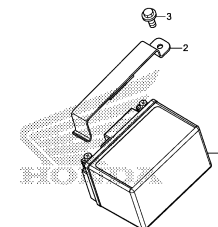
TAILLIGHT



F-37

H 4

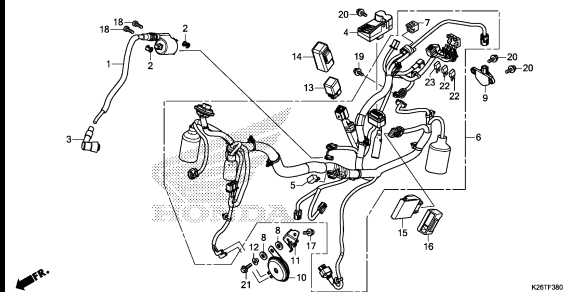
BATTERY



F-38

H 5

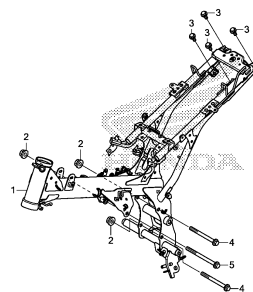
WIRE HARNESS



F-39

H 7

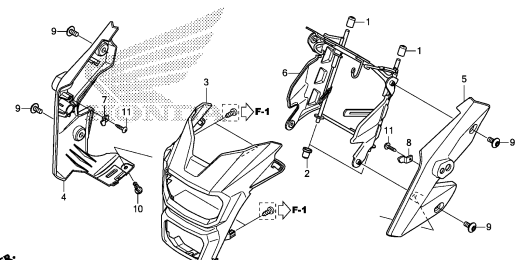
FRAME BODY



F-43

H 8

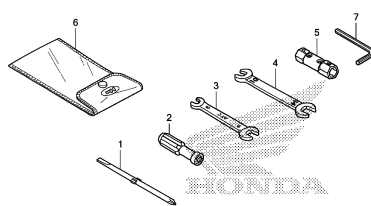
HEADLIGHT COVER



F-48

H 9

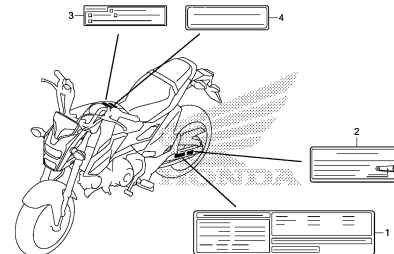
TOOLS



F-49

H10

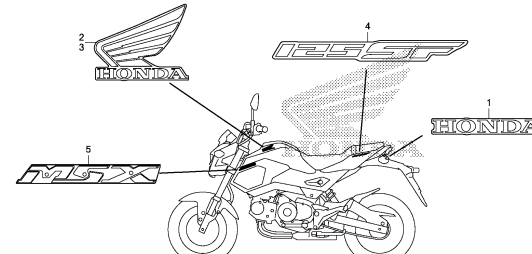
CAUTION LABEL



F-50

H11

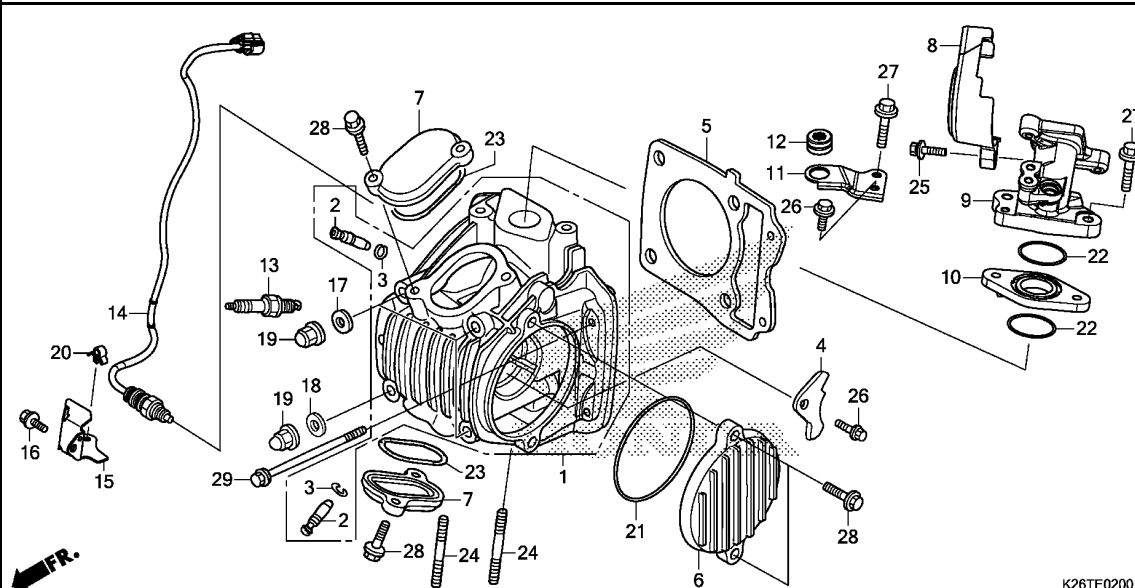
MARK



E-2

CYLINDER HEAD

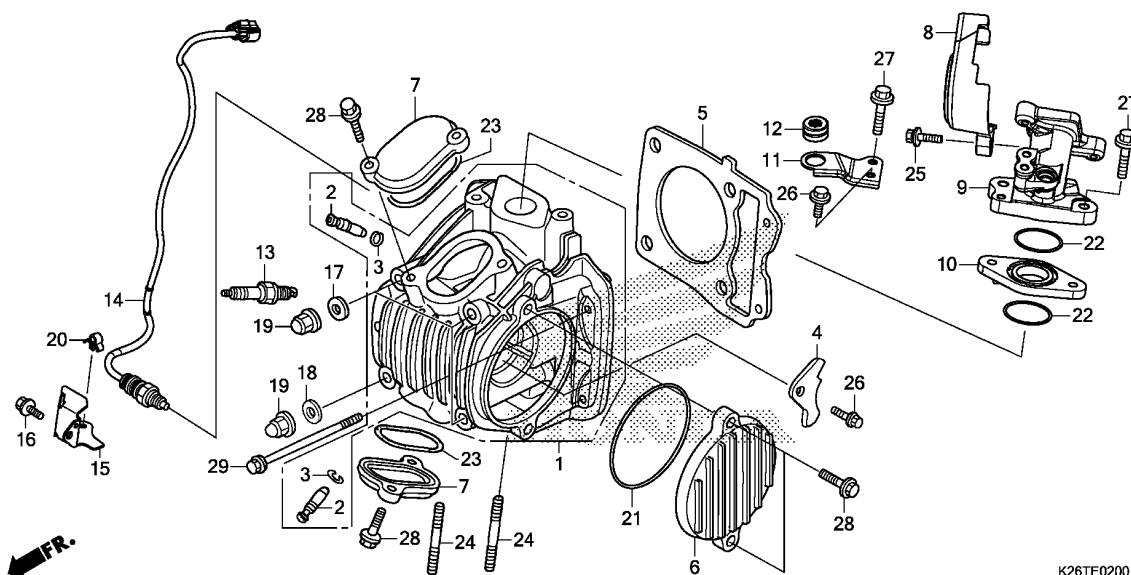
D 1



Ref. No.	L.O.N.	(Relative ref. Number) Description	F.R.T.
1	111106	HEAD, CYLINDERINCLUDES: Valve adjust and reface	1.9
2	1111L9	GUIDE, INTAKE VALVE(ONE)INCLUDES: Reaming .INCLUDES: Valve adjust and reface	1.9
	1111M0	GUIDE, EXHAUST VALVE(ONE)INCLUDES: Reaming .INCLUDES: Valve adjust and reface	1.9
	1111M9	GUIDE, VALVE :FOR 1 VEHICLE .. .INCLUDES: Reaming .INCLUDES: Valve adjust and reface	2.2
5	111115	GASKET, CYLINDER HEAD (21)	1.0
6	1111D0	COVER, CYLINDER HEAD SIDE :LEFT (23)	0.1
7	111175	TAPPET ADJUSTING COVER AND/OR PACKINGNOTE: Same time for two units	0.1
9	111107	MANIFOLD, INTAKE	0.8

Ref. No.	Part No.	Description	Reqd. QTY MSX 125 G	Serial No.	Parts catalogue code
1	12200-K26-901	HEAD COMP., CYLINDER	1		
2	12204-KYZ-P00	GUIDE, VALVE(O.S.)	2		
3	12206-KPL-900	CLIP, VALVE GUIDE	2		
4	12211-KPH-900	PLATE, STOPPER	1		
5	12251-KYZ-901	GASKET, CYLINDER HEAD	1		
6	12341-K26-900	COVER, L. CYLINDER HEAD SIDE	1		
7	12361-K26-900	COVER, TAPPET ADJUSTING HOLE	2		
8	16157-K26-B00	COVER, THROTTLE	1		
9	17111-K26-900	PIPE, IN.	1		
10	17119-K26-900	INSULATOR, IN. PIPE	1		
11	17120-K26-900	STAY, AIR CLEANER	1		
12	17130-K26-900	RUBBER, AIR CLEANER MOUNTING	1		
13	31916-KPH-901	PLUG, SPARK(CPR6EA-9)(NGK) ..	1		
	31917-KPH-901	PLUG, SPARK(CPR7EA-9)(NGK) ..	(1)		
	31926-KPH-901	PLUG, SPARK(U20EPR9)(DENSO) ..	1		
	31927-KPH-901	PLUG, SPARK(U22EPR9)(DENSO) ..	(1)		
14	36532-K26-B01	SENSOR, OXYGEN(NGK)	1		
15	36535-K26-B00	GUARD, OXYGEN SENSOR	1		
16	90004-GHB-620	BOLT, FLANGE, 6X14(NSHF)	1		
	90005-MGZ-J00	1		
17	90441-286-000	WASHER, SEALING, 8MM	3		
18	90441-ME9-000	WASHER, SEALING, 8MM	1		
19	90443-KTM-970	NUT, CAP, 8MM	4		
20	91504-SL0-003	CLIP, HOOD OPEN WIRE	1		
21	91301-PH8-005	O-RING, 74.5X2.5(NOK)	1		

2



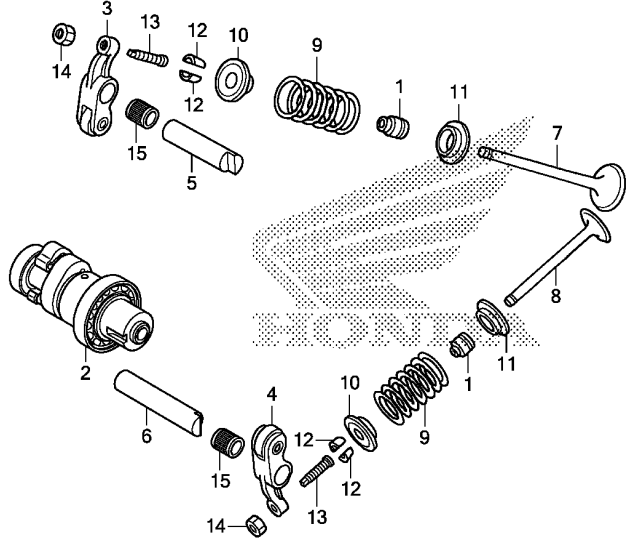
Ref. No.	L.O.N.	(Relative ref. Number) Description	F.R.T.
10	311131	(22) INSULATOR, THROTTLE BODY/ CARBURETOR	0.8
13	614130	PLUG, SPARK	0.1
14	617121	SENSOR, OXYGEN	0.5

Ref. No.	Part No.	Description	Reqd. QTY MSX 125 G	Serial No.	Parts catalogue code
22	91304-KPH-700	O-RING, 29X2.4	2		
23	91372-KPH-900	O-RING, TAPPET ADJUSTING HOLE CAP	2		
24	92900-08028-0E	BOLT, STUD, 8X28	2		
25	93414-05025-08	BOLT-WASHER, 5X25	1		
26	95701-06012-00	BOLT, FLANGE, 6X12	2		
27	95701-06030-00	BOLT, FLANGE, 6X30	2		
28	96001-06020-00	BOLT, FLANGE, 6X20	6		
29	96001-06090-00	BOLT, FLANGE, 6X90	2		

E-3

CAMSHAFT/VALVE

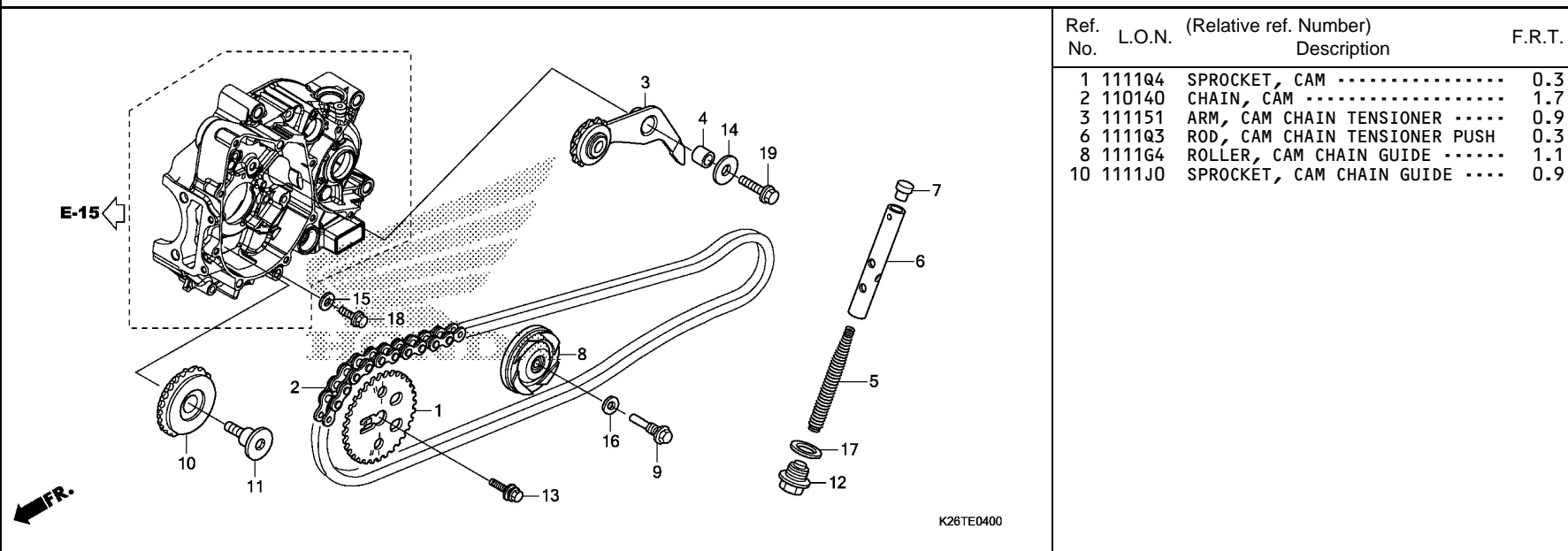
D 3

		Ref. No.	L.O.N.	(Relative ref. Number) Description	F.R.T.
		2	111118	CAMSHAFT	0.6
				.INCLUDES: Valve adjustment (5,15)	
		3	1111K8	ARM, INTAKE VALVE ROCKER(ONE)	0.6
				.INCLUDES: Valve adjustment (6,15)	
		4	1111K9	ARM, EXHAUST VALVE ROCKER(ONE)	0.6
				.INCLUDES: Valve adjustment	
			1111L8	ARM, VALVE ROCKER :FOR 1 VEHICLE	0.6
				.INCLUDES: Valve adjustment	
		7	1111N0	VALVE, INTAKE(ONE)	1.5
				.INCLUDES: Refacing	
		8	1111N1	VALVE, EXHAUST(ONE)	1.5
				.INCLUDES: Refacing	
			1111P0	VALVE :FOR 1 VEHICLE	1.7
				.INCLUDES: Refacing (1,10,11,12)	
		9	1111P2	INTAKE VALVE SPRING AND/OR STEM SEAL(ONE)	1.3
			1111P3	EXHAUST VALVE SPRING AND/OR STEM SEAL(ONE)	1.3
			1111Q2	VALVE SPRING AND/OR STEM SEAL :FOR 1 VEHICLE	1.4

K26TE0300

Ref. No.	Part No.	Description	Reqd. QTY MSX 125 G	Serial No.	Parts catalogue code
1	12209-GB4-681	SEAL, VALVE STEM(NOK)	2		
2	14100-KYZ-902	CAMSHAFT COMP.	1		
3	14430-KYZ-900	ARM COMP., IN. VALVE ROCKER	1		
4	14440-KYZ-901	ARM COMP., EX. VALVE ROCKER	1		
5	14451-KTC-900	SHAFT, IN. ROCKER ARM	1		
6	14452-KTC-900	SHAFT, EX. ROCKER ARM	1		
7	14711-KYZ-900	VALVE, IN.	1		
8	14721-KPH-880	VALVE, EX.	1		
9	14751-KYZ-900	SPRING, VALVE	2		
10	14771-GB4-680	RETAINER, VALVE SPRING	2		
11	14775-KVY-900	SEAT, VALVE SPRING	2		
12	14781-MA6-000	COTTER, VALVE	4		
13	90012-KWB-600	SCREW, TAPPET ADJUSTING	2		
14	90206-001-000	NUT, TAPPET ADJUSTING	2		
15	91105-KYZ-901	BEARING, ROCKER ARM SHAFT ...	2		

2



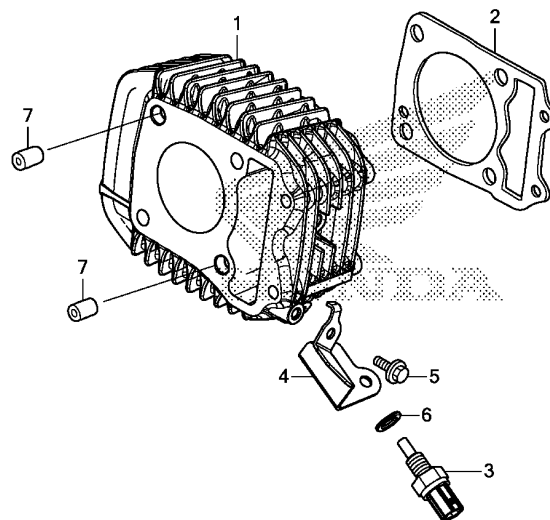
Ref. No.	L.O.N.	(Relative ref. Number) Description	F.R.T.
1	1111Q4	SPROCKET, CAM	0.3
2	110140	CHAIN, CAM	1.7
3	111151	ARM, CAM CHAIN TENSIONER	0.9
6	1111Q3	ROD, CAM CHAIN TENSIONER PUSH	0.3
8	1111G4	ROLLER, CAM CHAIN GUIDE	1.1
10	1111J0	SPROCKET, CAM CHAIN GUIDE	0.9

Ref. No.	Part No.	Description	Reqd. QTY MSX 125 G	Serial No.	Parts catalogue code
1	14321-KYZ-900	SPROCKET, CAM(32T)	1		
2	14401-K26-B01	CHAIN, CAM(RK-M 25HD-88LE) ..	1		
	14401-KYZ-T01	CHAIN, CAM(DID25SH-88LE)	1		
3	14500-K26-900	ARM COMP., CAM CHAIN TENSIONER	1		
4	14531-KYZ-900	COLLAR, CAM CHAIN TENSIONER .	1		
5	14541-GB4-681	SPRING, CAM CHAIN TENSIONER .	1		
6	14550-KRS-691	ROD COMP., TENSIONER PUSH (CENTRALIZE POWER)	1		
7	14566-086-030	HEAD, CAM CHAIN TENSIONER PUSH ROD	1		
8	14610-KWB-600	ROLLER COMP., CAM CHAIN GUIDE	1		
9	14615-KFL-850	PIN, GUIDE ROLLER	1		
10	14670-KYZ-900	ROLLER COMP., CAM CHAIN GUIDE	1		
11	14675-KYZ-900	BOLT, CAM CHAIN GUIDE ROLLER	1		
12	90081-035-000	BOLT, SEALING, 14MM	1		
13	90082-KWW-740	BOLT, WASHER, 8X22	1		
14	90404-KWB-600	WASHER, 8.5X26X2.3	1		
15	90463-ML7-000	WASHER, SEALING, 6.5MM	1		
16	90475-KWB-600	WASHER, 8MM	1		
17	90544-KFO-000	WASHER, SEALING, 14MM	1		
18	95701-06018-00	BOLT, FLANGE, 6X18	1		
19	95701-08025-00	BOLT, FLANGE, 8X25	1		

E-5

CYLINDER

D 5



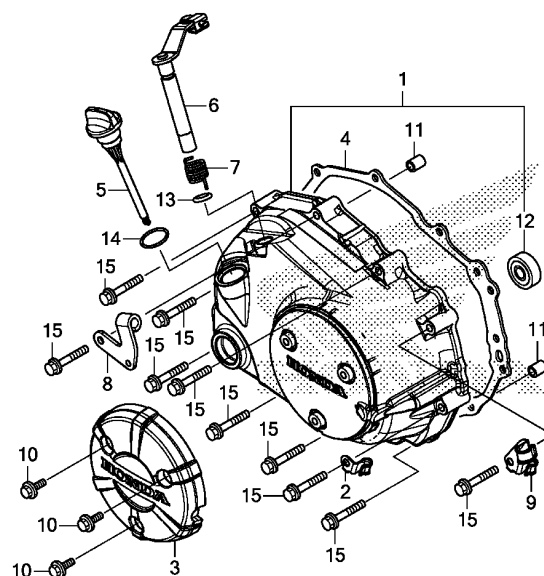
FR.

K26TE0500

Ref. No.	L.O.N.	(Relative ref. Number) Description	F.R.T.
1	1111A5	CYLINDER	1.3
2	111102	GASKET, CYLINDER	1.2
3	617151	SENSOR, OIL TEMPERATURE	0.2

Ref. No.	Part No.	Description	Reqd. QTY MSX 125 G	Serial No.	Parts catalogue code
1	12100-K26-900	CYLINDER COMP.	1		
2	12191-KYZ-900	GASKET, CYLINDER	1		
3	37750-K16-A21	SENSOR ASSY., THERMOSTAT OIL (MITSUBISHI)	1		
4	37751-K26-900	GUARD, THERMOSTAT OIL	1		
5	90004-GHB-620	BOLT, FLANGE, 6X14(NSHF)	1		
	90005-MGZ-J00	1		
6	90443-MB0-000	WASHER, SEALING, 10MM	1		
7	94301-10120	DOWEL PIN, 10X12	2		

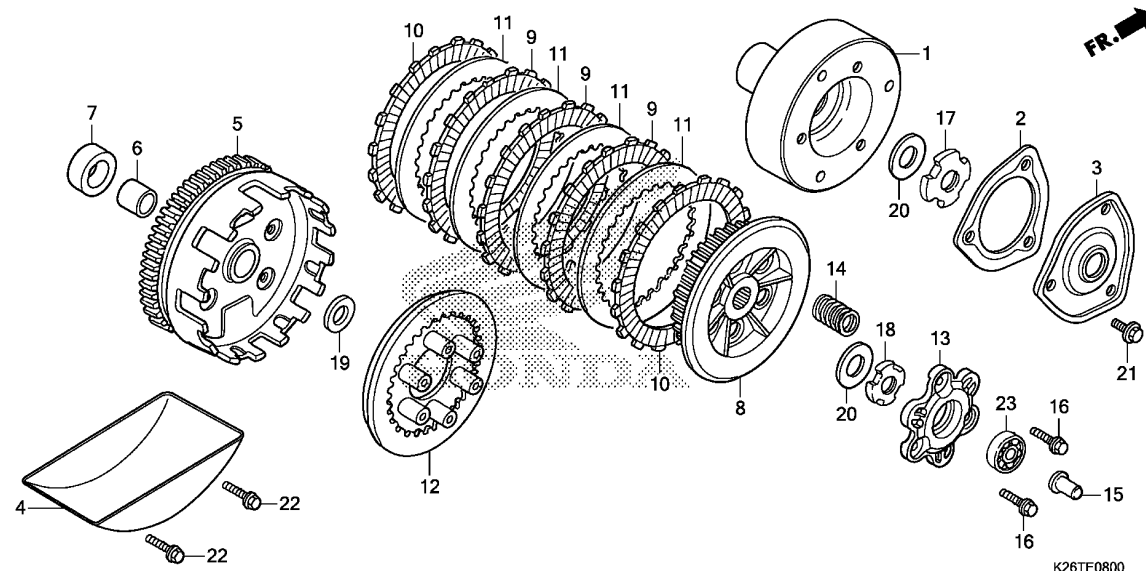
2



K26TE0600

Ref. No.	L.O.N.	(Relative ref. Number) Description	F.R.T.
1	110159	COVER, CRANKCASE :RIGHT	0.8
3	1101N0	COVER, CRANKCASE OUTER :RIGHT	0.1
4	110158	GASKET, CRANKCASE COVER :RIGHT	0.7
6	2121A7	LEVER, CLUTCH	0.7

Ref. No.	Part No.	Description	Reqd. QTY MSX 125 G	Serial No.	Parts catalogue code
1	11330-K26-900	COVER COMP., R. CRANKCASE ...	1		
2	11346-KTR-940	CLAMPER A, OIL TEMP SENSOR	1		
3	11370-K26-B00	PROTECTOR COMP., R. COVER ...	1		
4	11394-KYZ-900	GASKET, R. CRANKCASE COVER ..	1		
5	15651-K26-900	GAUGE, OIL LEVEL	1		
6	22810-K26-900	LEVER COMP., CLUTCH	1		
7	22815-166-000	SPRING, CLUTCH LEVER	1		
8	22821-K26-900	RECEIVER, CLUTCH CABLE	1		
9	32906-KWB-600	CLIP, HIGH TENSION CORD & SENSOR CORD	1		
10	90005-K26-B00	BOLT, FLANGE, 6X12(NSHF)	3		
11	90702-KFM-900	DOWEL PIN, 8X12	2		
12	91007-KPH-901	BEARING, RADIAL BALL SPECIAL, 6001U	1		
13	91305-K26-900	O-RING, 8.8X1.9	1		
14	91307-KRM-840	O-RING, 18X3	1		
15	96001-06040-00	BOLT, FLANGE, 6X40	10		



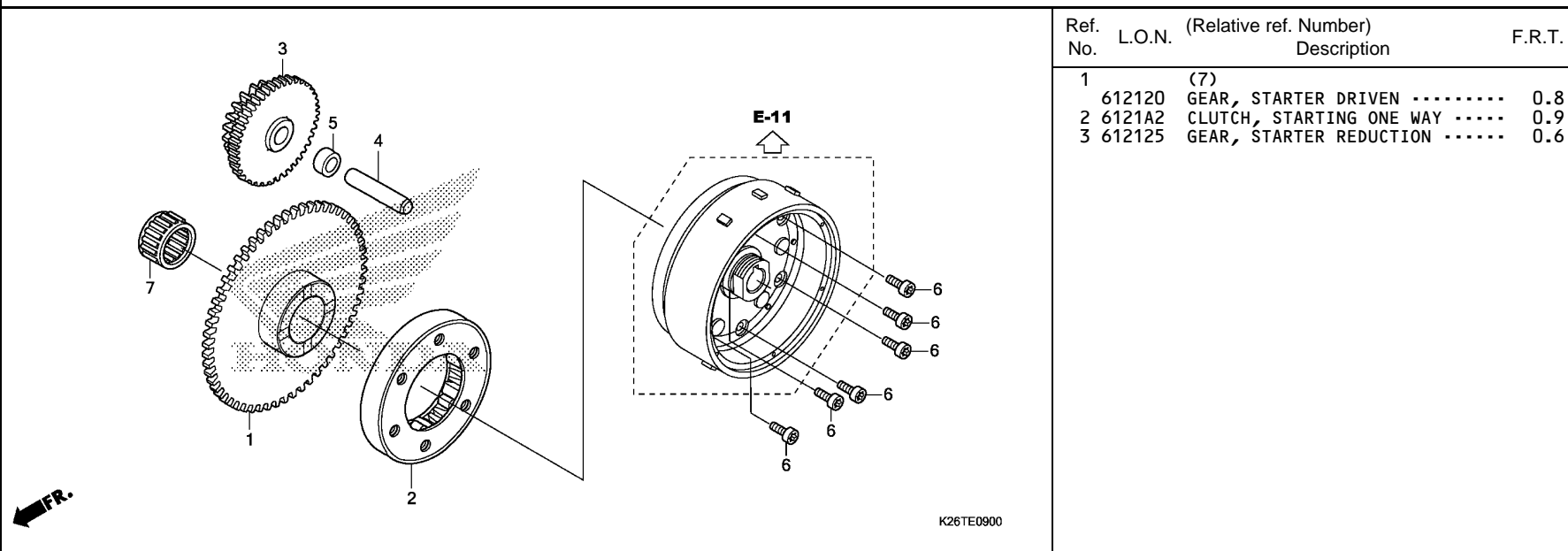
Ref. No.	L.O.N.	(Relative ref. Number) Description	F.R.T.
1	1101L0	ROTOR, OIL FILTER	0.9
3		(2)	
2	2121D8	COVER, OIL FILTER	0.8
4	1131B9	SEPARATOR, OIL	1.1
5	2121A0	OUTER, CLUTCH	1.1
8	212112	CENTER, CLUTCH	1.3
9		(10,11)	
	2121A1	DISC, CLUTCH FRICTION	1.3
		.NOTE: Same time for two units or more	
12	2121A3	PLATE, CLUTCH PRESSURE	1.3
13	2121A4	PLATE, CLUTCH LIFTER	1.3
14	212107	SPRING, CLUTCH	1.3
		.NOTE: Same time for two units or more	
15	2121B6	ROD, CLUTCH LIFTER	0.7
23	2121B4	BEARING, CLUTCH LIFTER	0.8

Ref. No.	Part No.	Description	Reqd. QTY MSX 125 G	Serial No.	Parts catalogue code
1	15431-K26-900	ROTOR, OIL FILTER	1		
2	15439-K26-901	GASKET, OIL FILTER COVER	1		
3	15441-K26-900	COVER, OIL FILTER	1		
4	15661-K26-900	PLATE COMP., OIL SEPARATOR ..	1		
5	22100-KPG-T00	OUTER COMP., CLUTCH	1		
6	22115-KPH-900	GUIDE, CLUTCH OUTER	1		
7	22116-KPG-T00	COLLAR, CLUTCH OUTER	1		
8	22120-KPG-T00	CENTER COMP., CLUTCH	1		
9	22201-KPG-T00	DISK, CLUTCH FRICTION	3		
10	22205-KPG-T00	DISK B, CLUTCH FRICTION	2		
11	22321-KE8-000	PLATE, CLUTCH	4		
12	22350-KPG-T00	PLATE, CLUTCH PRESSURE	1		
13	22361-KPG-T00	PLATE, CLUTCH LIFTER	1		
14	22401-KPH-900	SPRING, CLUTCH	6		
15	22847-K26-900	ROD, CLUTCH LIFTER	1		
16	90050-KPH-900	BOLT, SPECIAL FLANGE, 6X20 ..	3		
17	90231-087-010	NUT, LOCK, 14MM	1		
18	90231-KM7-700	NUT, LOCK, 14MM	1		
19	90403-KPH-900	WASHER, THRUST, 17MM	1		
20	90432-KPT-A00	WASHER, 14.2X26X3	2		
21	95701-06014-00	BOLT, FLANGE, 6X14	3		
22	95701-06016-00	BOLT, FLANGE, 6X16	2		
23	96100-62000-00	BEARING, RADIAL BALL, 6200 ..	1		

E-9

STARTING CLUTCH

D 8



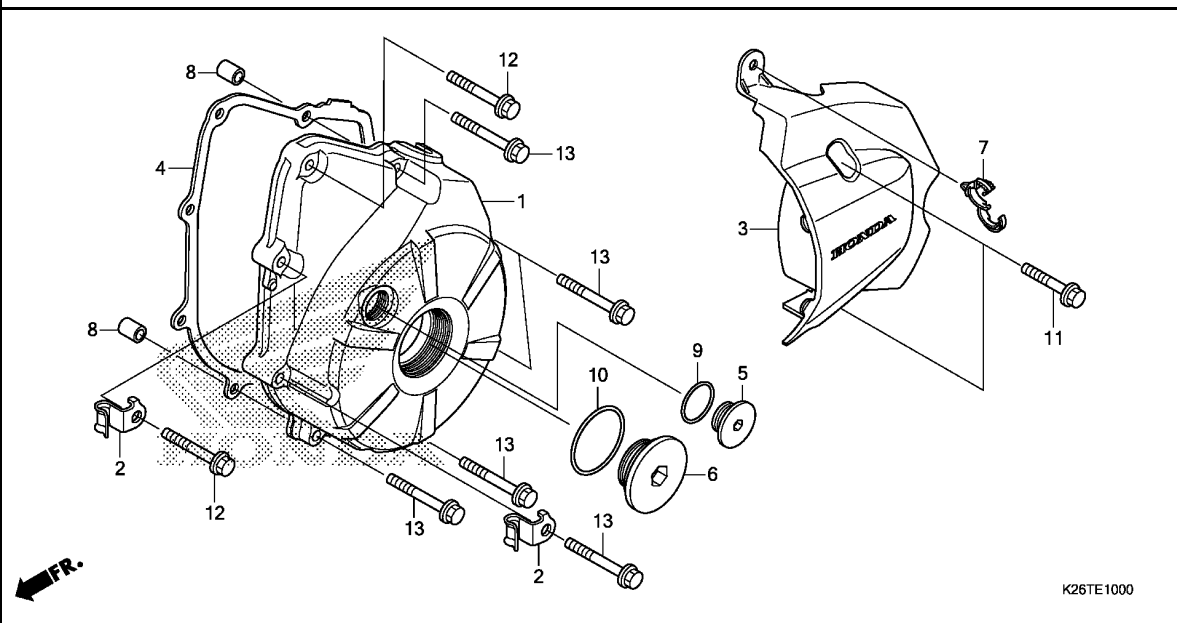
Ref. No.	L.O.N.	(Relative ref. Number) Description	F.R.T.
1	612120	(7) GEAR, STARTER DRIVEN	0.8
2	6121A2	CLUTCH, STARTING ONE WAY	0.9
3	612125	GEAR, STARTER REDUCTION	0.6

Ref. No.	Part No.	Description	Reqd. QTY MSX 125 G	Serial No.	Parts catalogue code
1	28110-K26-900	GEAR, STARTER DRIVEN(57T) ...	1		
2	28120-KPH-701	CLUTCH ASSY., ONE WAY(EXEDY)	1		
3	28131-KYZ-901	GEAR, STARTER REDUCTION (17T/55T)	1		
4	28132-KPH-900	SHAFT, REDUCTION GEAR	1		
5	28133-KPH-900	COLLAR, STARTER REDUCTION ...	1		
6	90085-413-781	BOLT, SOCKET, 6MM	6		
7	91011-KWW-741	BEARING, NEEDLE, 21X27X18(NTN)	1		

E-10

LEFT CRANKCASE COVER

D 9



Ref. No.	L.O.N.	(Relative ref. Number) Description	F.R.T.
1	1101A6	COVER, CRANKCASE :LEFT	0.7
3	1101B0	COVER, CRANKCASE :LEFT REAR ..	0.1
4	1101A3	GASKET, CRANKCASE COVER :LEFT	0.6

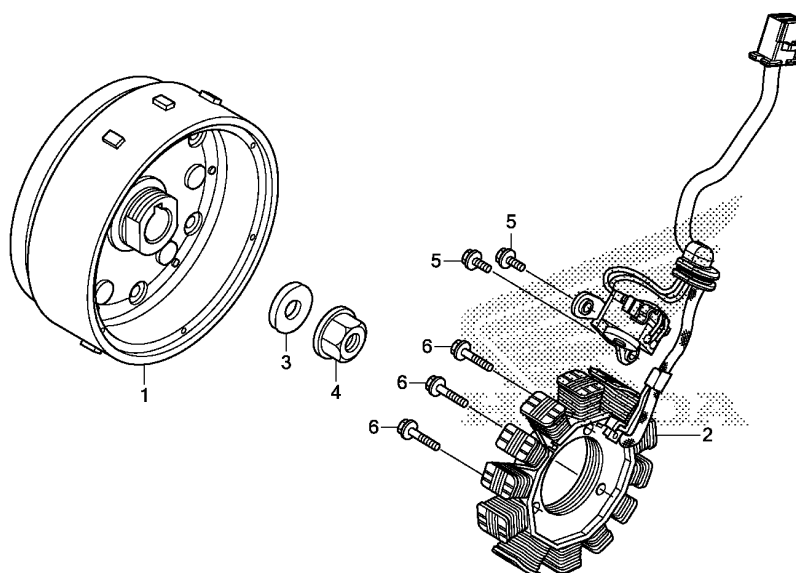
Ref. No.	Part No.	Description	Reqd. QTY MSX 125 G	Serial No.	Parts catalogue code
1	11341-KYZ-T00	COVER, L. CRANKCASE	1		
2	11346-KTR-940	CLAMPER A, OIL TEMP SENSOR	2		
3	11360-K26-B00	COVER COMP., L. RR.	1		
4	11395-KPH-901	GASKET, L. CRANKCASE COVER ..	1		
5	90084-KWA-930	CAP, 14MM	1		
6	90087-KTR-A00	CAP, 30MM	1		
7	90684-ZA0-601	CLIP, HARNESS	1		
8	90702-KFM-900	DOWEL PIN, 8X12	2		
9	91303-377-000	O-RING, 13.8X2.5	1		
10	91356-KWV-000	O-RING, 30MM	1		
11	96001-06025-00	BOLT, FLANGE, 6X25	2		
12	96001-06028-00	BOLT, FLANGE, 6X28	2		
13	96001-06035-00	BOLT, FLANGE, 6X35	6		

2

E-11

GENERATOR/FLYWHEEL

D10



K26TE1100

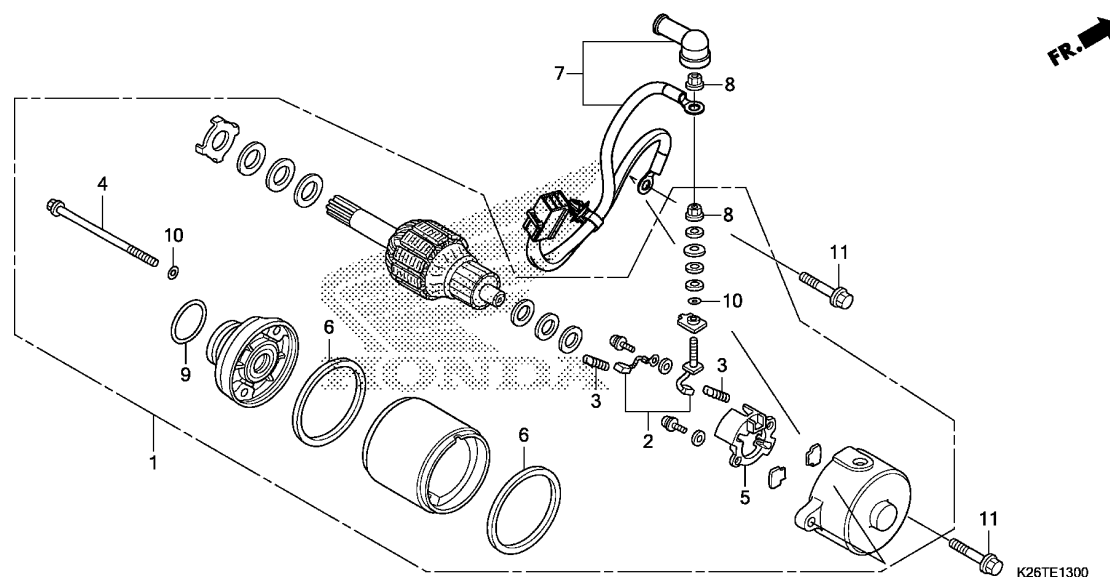
Ref. No.	L.O.N.	(Relative ref. Number) Description	F.R.T.
1	613105	ROTOR OR FLYWHEEL	0.9
2	6131A3	STATOR	0.9

Ref. No.	Part No.	Description	Reqd. QTY MSX 125 G	Serial No.	Parts catalogue code
1	31110-K26-B01	FLYWHEEL COMP.(DENSO)	1		
2	31120-K26-B01	STATOR COMP.(DENSO)	1		
3	90439-KWZ-900	WASHER, 12X24X2.3	1		
4	94050-12000	NUT, FLANGE, 12MM	1		
5	96001-06016-00	BOLT, FLANGE, 6X16	2		
6	96001-06022-00	BOLT, FLANGE, 6X22	3		

E-13

STARTER MOTOR

D11



Ref. No.	L.O.N.	(Relative ref. Number) Description	F.R.T.
1		(9)	
612105		MOTOR, STARTING	0.6
2		(3,6)	
6121A4		TERMINAL, BRUSH(STARTER)	0.8
5		6121A5 HOLDER, BRUSH(STARTER)	0.8
7		612115 CABLE, STARTER MOTOR	0.4

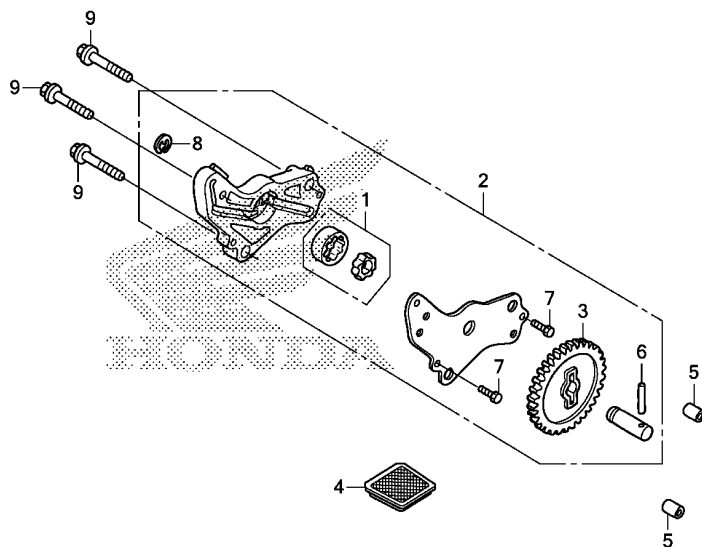
Ref. No.	Part No.	Description	Reqd. QTY MSX 125 G	Serial No.	Parts catalogue code
1	31200-KPW-901	MOTOR ASSY., STARTER(MITSUBA)	1		
2	31201-KPW-901	TERMINAL SET, BRUSH	1		
3	31204-KG8-004	SPRING, CARBON BRUSH	2		
4	31205-KPW-901	BOLT, SETTING	2		
5	31206-KPW-901	HOLDER, BRUSH	1		
6	31207-MBE-008	RING	2		
7	32410-K26-900	CABLE, STARTER MOTOR	1		
8	90071-MB0-000	NUT-WASHER, 6MM	2		
9	91309-425-003	O-RING, 24.4X3.1(ARAI)	1		
10	91320-MB0-000	O-RING, 4X2	3		
11	95701-06025-00	BOLT, FLANGE, 6X25	2		

2

E-14

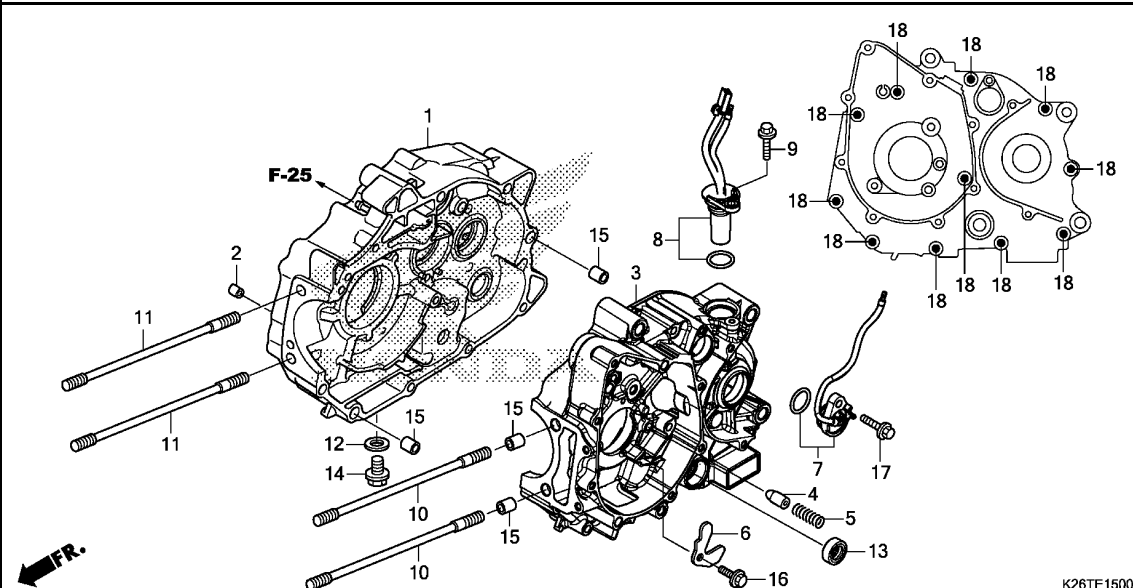
OIL PUMP

D12



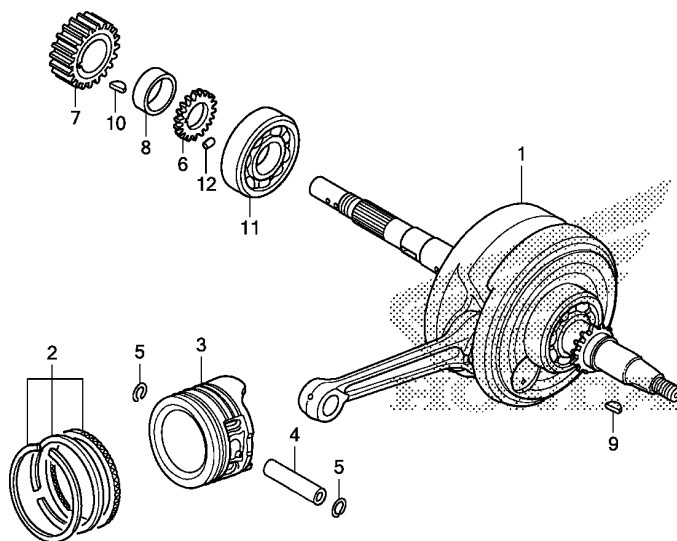
Ref. No.	L.O.N.	(Relative ref. Number) Description	F.R.T.
2	113105	PUMP ASSY., OIL	0.8
4	1131B5	SCREEN, OIL FILTER	0.7

Ref. No.	Part No.	Description	Reqd. QTY MSX 125 G	Serial No.	Parts catalogue code
1	15021-GF6-000	ROTOR SET, OIL PUMP	1		
2	15100-KTM-D20	PUMP ASSY., OIL	1		
3	15133-KTM-D20	GEAR, OIL PUMP DRIVEN(30T) ..	1		
4	15421-KSP-910	SCREEN, OIL FILTER	1		
5	90702-KFM-900	DOWEL PIN, 8X12	2		
6	91105-KTM-970	ROLLER, 4X23.8	1		
	96220-40238	1		
7	93301-05012-0J	BOLT, HEX., 5X12	2		
8	94540-06018	E-RING, 6MM	1		
9	95701-06035-00	BOLT, FLANGE, 6X35	3		



Ref. No.	L.O.N.	(Relative ref. Number) Description	F.R.T.
1	110120	CRANKCASE :RIGHTINCLUDES: Engine removal and installation	4.1
3	110115	CRANKCASE :LEFTINCLUDES: Engine removal and installation	3.4
	1101A2	CRANKCASE :BOTHINCLUDES: Engine removal and installation	4.4
7	6151B8	SWITCH, NEUTRAL	0.2
8	617198	SENSOR, SPEEDOMETER	0.4
13	1101F9	OIL SEAL, GEARSHIFT SPINDLE ..	1.4

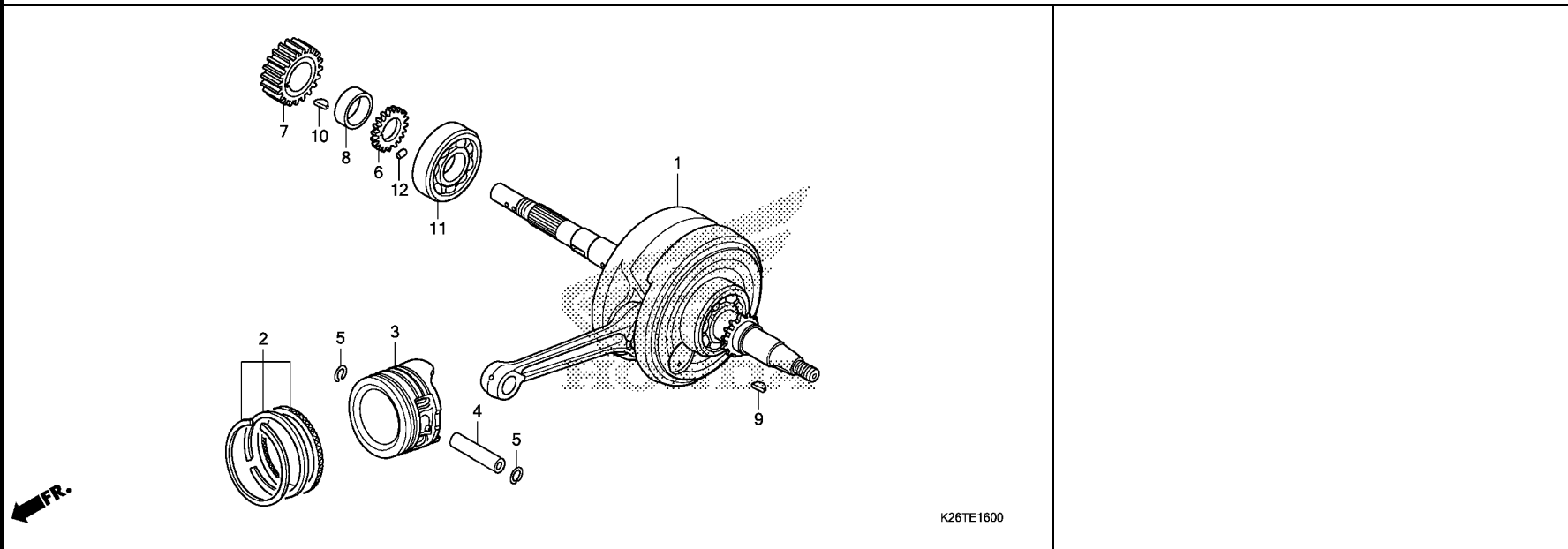
Ref. No.	Part No.	Description	Reqd. QTY MSX 125 G	Serial No.	Parts catalogue code
1	11100-K26-305	CRANKCASE COMP., R.	1		
2	11133-KYZ-900	JET, OIL, 1.0MM	1		
3	11200-K26-900	CRANKCASE COMP., L.	1		
4	11215-KYZ-900	PLUG, BEARING PUSH	1		
5	11216-KYZ-900	SPRING, BEARING PUSH	1		
6	11218-KYZ-900	PLATE, OIL STOPPER	1		
7	35759-K26-901	CONTACT ASSY., NEUTRAL SWITCH	1		
8	37700-K26-901	SENSOR ASSY., SPEED	1		
9	90004-GHB-640	BOLT, FLANGE, 6X18(NSHF)	1		
10	90031-KPH-900	BOLT, CYLINDER STUD, 8X203 ..	2		
11	90031-KYZ-900	BOLT, STUD, 8X196	2		
12	90407-259-000	PACKING, DRAIN COCK, 12.5X20	1		
13	91208-KPH-901	OIL SEAL, 11.6X24X10(ARAI) ..	1		
14	92800-12000	BOLT, DRAIN PLUG, 12MM	1		
15	94301-10120	DOWEL PIN, 10X12	4		
16	95701-06014-00	BOLT, FLANGE, 6X14	1		
17	95701-06018-00	BOLT, FLANGE, 6X18	1		
18	96001-06060-00	BOLT, FLANGE, 6X60	11		



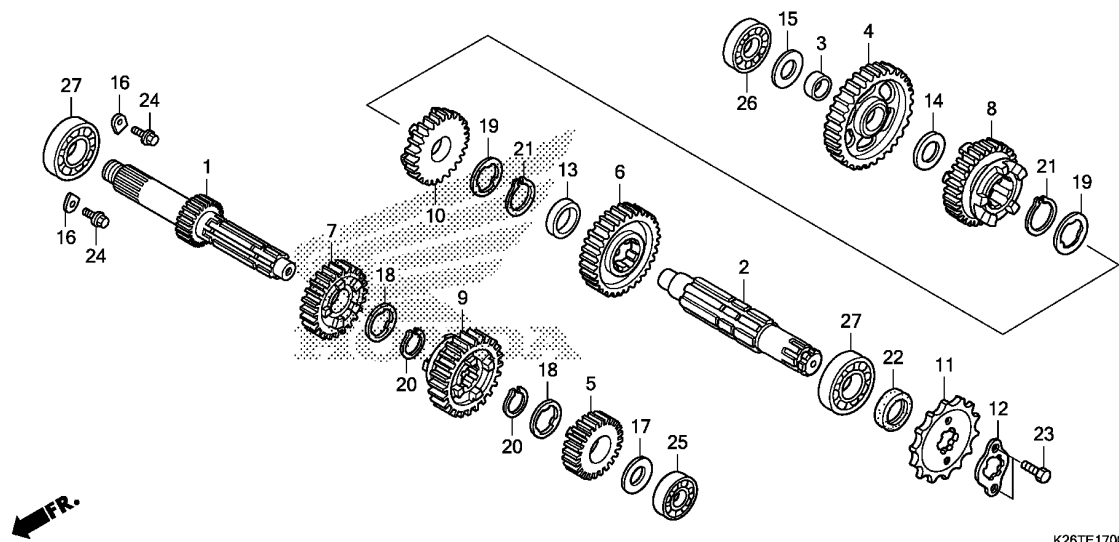
K26TE1600

Ref. No.	L.O.N.	(Relative ref. Number) Description	F.R.T.
1	1101B5	CRANKSHAFTINCLUDES: Engine removal and installation (2,4,5)	3.8
3	111103	PISTON RING AND/OR PISTON(ONE)	1.4
6	1131B8	GEAR, OIL PUMP DRIVE	1.1
7	211105	GEAR, PRIMARY DRIVE	1.1
11	1101B7	BEARING, CRANKSHAFT :RIGHTINCLUDES: Engine removal and installation	3.7

Ref. No.	Part No.	Description	Reqd. QTY MSX 125 G	Serial No.	Parts catalogue code
1	13000-K26-B00	CRANKSHAFT COMP.	1		
2	13011-KYZ-900	RING SET, PISTON(STD.) (TPR) -	1		
	13012-KYZ-900	RING SET, PISTON(STD.) (RIKEN)	1		
	13021-KYZ-900	RING SET, PISTON(0.25) (TPR) -	(1)		
	13022-KYZ-900	RING SET, PISTON(0.25) (RIKEN)	(1)		
	13031-KYZ-900	RING SET, PISTON(0.50) (TPR) -	(1)		
	13032-KYZ-900	RING SET, PISTON(0.50) (RIKEN)	(1)		
	13041-KYZ-900	RING SET, PISTON(0.75) (TPR) -	(1)		
	13042-KYZ-900	RING SET, PISTON(0.75) (RIKEN)	(1)		
	13051-KYZ-900	RING SET, PISTON(1.00) (TPR) -	(1)		
	13052-KYZ-900	RING SET, PISTON(1.00) (RIKEN)	(1)		
3	13101-KYZ-900	PISTON	1		
	13102-KYZ-900	PISTON(0.25)	(1)		
	13103-KYZ-900	PISTON(0.50)	(1)		
	13104-KYZ-900	PISTON(0.75)	(1)		
	13105-KYZ-900	PISTON(1.00)	(1)		
4	13111-087-000	PIN, PISTON	1		
5	13115-GN5-910	CLIP, PISTON PIN, 13MM	2		
6	15341-KPH-900	GEAR, OIL PUMP DRIVE(19T) ...	1		
7	23121-K26-900	GEAR A, PRIMARY DRIVE(20T) ..	1		
	23122-K26-900	GEAR B, PRIMARY DRIVE(20T) ..	1		
	23123-K26-900	GEAR C, PRIMARY DRIVE(20T) ..	1		
	23124-K26-900	GEAR D, PRIMARY DRIVE(20T) ..	1		
8	23125-KPG-T00	COLLAR, PRIMARY DRIVEN	1		
9	90741-003-010	KEY, WOODRUFF, 4MM	1		
10	90741-KGH-900	KEY, WOODRUFF, 4MM	1		

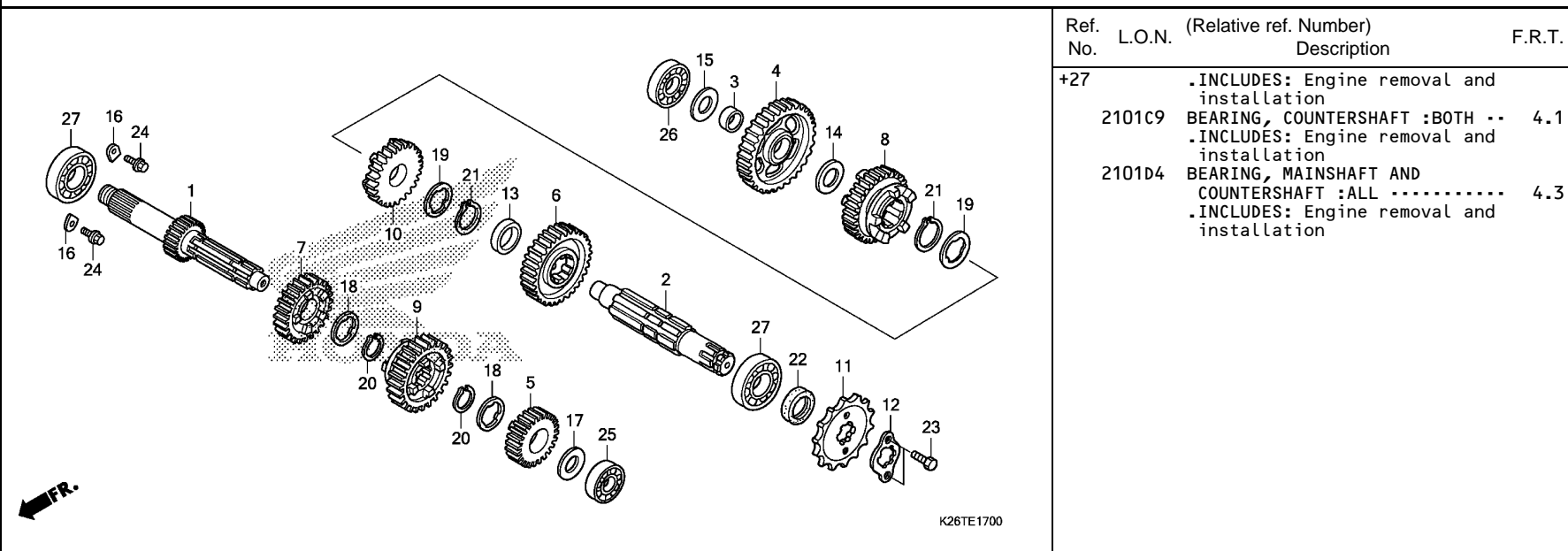


Ref. No.	Part No.	Description	Reqd. QTY MSX 125 G	Serial No.	Parts catalogue code
11	91001-KWS-901	BEARING, RADIAL BALL, 63/22 (NSK)	1		
12	94303-03050	DOWEL PIN, 3X5	1		

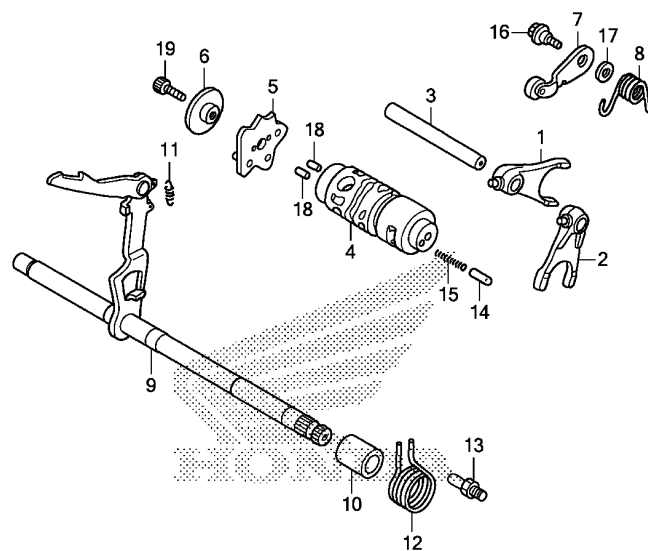


Ref. No.	L.O.N.	(Relative ref. Number) Description	F.R.T.
1	210141	(5,7,9) MAINSHAFT, TRANSMISSIONINCLUDES: Engine removal and installation	3.2
2	210141A	.Replace countershaft add	0.2
2	210142	(4,6,8,10) COUNTERSHAFT, TRANSMISSIONINCLUDES: Engine removal and installation	3.2
	210142A	.Replace mainshaft add	0.2
11	213135	SPROCKET, DRIVE	0.2
25	2101C2	BEARING, MAINSHAFT :LEFTINCLUDES: Engine removal and installation	3.9
26	2101C8	BEARING, COUNTERSHAFT :RIGHT .. .INCLUDES: Engine removal and installation	3.9
27	2101C5	BEARING, MAINSHAFT :RIGHTINCLUDES: Engine removal and installation	3.9
	2101C6	BEARING, MAINSHAFT :BOTHINCLUDES: Engine removal and installation	4.1
+	2101C7	BEARING, COUNTERSHAFT :LEFT ..	3.9

Ref. No.	Part No.	Description	Reqd. QTY MSX 125 G	Serial No.	Parts catalogue code
1	23211-KPH-900	MAINSHAFT(14T)	1		
2	23221-KPH-900	COUNTERSHAFT	1		
3	23415-KPH-900	BUSH, 15MM	1		
4	23421-KPH-900	GEAR, COUNTERSHAFT FIRST(35T) ..	1		
5	23431-KPH-700	GEAR, MAINSHAFT SECOND(20T) ..	1		
6	23441-KPH-900	GEAR, COUNTERSHAFT SECOND(31T) ..	1		
7	23451-KPH-700	GEAR, MAINSHAFT THIRD(20T) ..	1		
8	23461-KPH-900	GEAR, COUNTERSHAFT THIRD(23T) ..	1		
9	23471-KPH-700	GEAR, MAINSHAFT FOURTH(26T) ..	1		
10	23481-KPH-700	GEAR, COUNTERSHAFT FOURTH(24T) ..	1		
11	23801-K26-900	SPROCKET, DRIVE(15T)	1		
12	23802-GN5-910	PLATE, FIXING	1		
13	23911-KPG-T00	COLLAR, 5.1MM	1		
14	90412-187-000	WASHER, THRUST, 15MM	1		
15	90412-KPH-900	WASHER, SPECIAL, 12X23	1		
16	90441-KRM-840	PLATE, BEARING HOLDER	2		
17	90452-KGH-900	WASHER, SPECIAL, 12MM	1		
18	90461-115-000	WASHER, SPLINE, 17MM	2		
19	90461-GB4-770	WASHER, SPLINE, 20X1.2	2		
20	90601-001-000	CIRCLIP, EXTERNAL, 17MM	2		
21	90605-200-000	SET RING, 20MM	2		
22	91204-KPH-901	OIL SEAL, 17X30X5	1		
23	92101-06010-0A	BOLT, HEX., 6X10	2		
24	95701-06014-00	BOLT, FLANGE, 6X14	2		
25	96100-60010-00	BEARING, RADIAL BALL, 6001 ..	1		



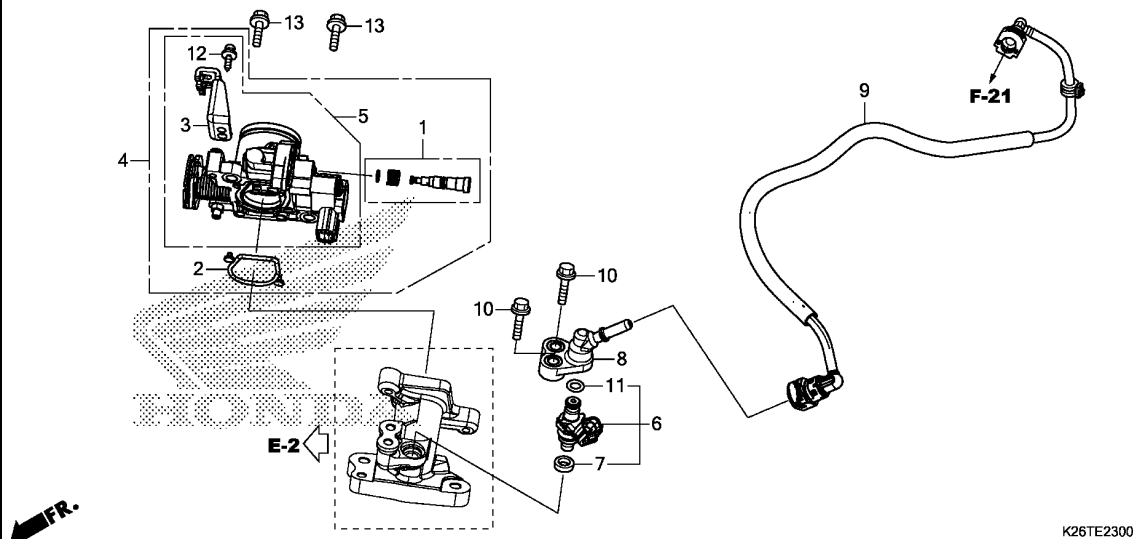
Ref. No.	Part No.	Description	Reqd. QTY	MSX 125 G	Serial No.	Parts catalogue code
26	96100-62010-00	BEARING, RADIAL BALL, 6201 ..	1			
27	96100-62030-00	BEARING, RADIAL BALL, 6203 ..	2			



K26TE1900

Ref. No.	L.O.N.	(Relative ref. Number) Description	F.R.T.
1	210112	(2) FORK, GEARSHIFTINCLUDES: Engine removal and installation .NOTE: Same time for two units	3.2
4	2101A9	DRUM, GEARSHIFTINCLUDES: Engine removal and installation	3.2
5	2101D6	PLATE, GEARSHIFT DRUM STOPPER (8)	1.2
7	210125	STOPPER OR SPRING, SHIFT DRUM (12)	1.2
9	210122	SPINDLE, GEARSHIFT	1.3

Ref. No.	Part No.	Description	Reqd. QTY MSX 125 G	Serial No.	Parts catalogue code
1	24211-KPH-900	FORK, R. GEARSHIFT	1		
2	24212-KPH-900	FORK, L. GEARSHIFT	1		
3	24241-KPH-900	SHAFT, GEARSHIFT FORK	1		
4	24301-KPG-T00	DRUM, GEARSHIFT	1		
5	24410-K26-900	PLATE COMP., SHIFT DRUM STOPPER	1		
6	24421-KPH-900	HOLDER, DRUM STOPPER	1		
7	24430-KPH-901	STOPPER COMP., GEARSHIFT DRUM	1		
8	24435-K26-900	SPRING, SHIFT DRUM STOPPER ..	1		
9	24610-K26-900	SPINDLE COMP., GEARSHIFT	1		
10	24639-KPG-T00	COLLAR, 12.2MM	1		
11	24641-KPH-900	SPRING, GEARSHIFT ARM	1		
12	24651-K26-900	SPRING, GEARSHIFT RETURN	1		
13	24652-KPH-900	PIN, SHIFT RETURN SPRING	1		
14	35751-KPH-900	CAP, CHANGE SWITCH CONTACT ..	1		
15	35752-KPH-900	SPRING, CHANGE SWITCH CONTACT	1		
16	90022-MG8-000	PIVOT, SHIFT DRUM STOPPER ARM	1		
17	90435-HB3-000	WASHER, 6.1MM	1		
18	96220-30085	ROLLER, 3X8.5	2		
19	96600-06016-00	BOLT, SOCKET, 6X16	1		



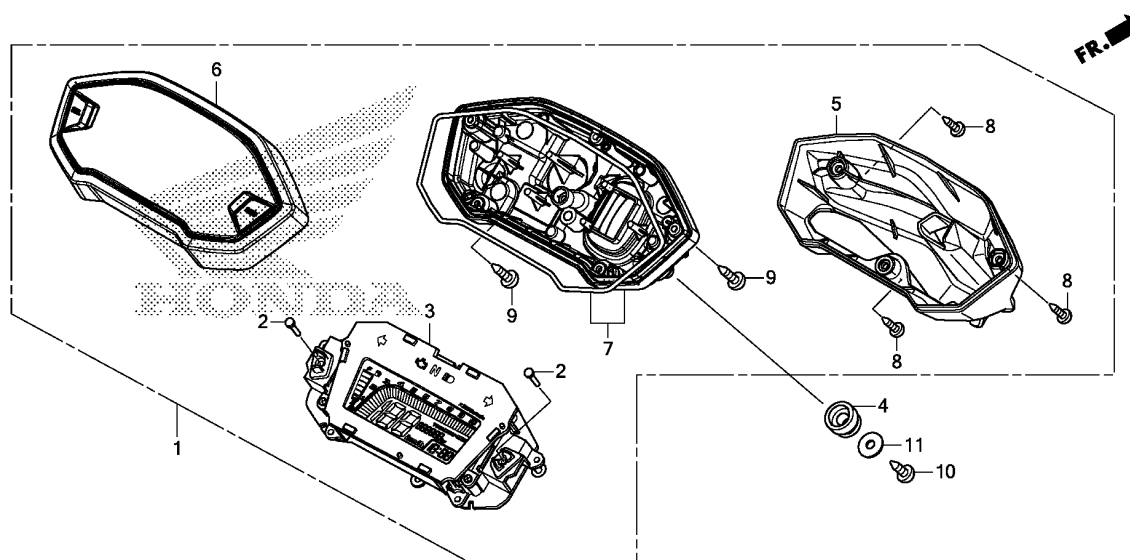
Ref. No.	L.O.N.	(Relative ref. Number) Description	F.R.T.
4		(2)	
311132		BODY ASSY., THROTTLE	0.8
5	311130	BODY, THROTTLE	0.9
6		(7,11)	
311145		INJECTOR, FUEL	0.8
9	310162	HOSE, FUEL FEED	0.7

Ref. No.	Part No.	Description	Reqd. QTY	Serial No.	Parts catalogue code
			MSX 125 G		
1	16016-K03-H11	SCREW SET	1		
2	16075-KYZ-711	O-RING	1		
3	16169-K26-901	STAY, WIRE	1		
4	16400-K26-B01	BODY ASSY., THROTTLE(GQY5B A)	1		
5	16410-K26-B01	BODY SET	1		
6	16450-K03-H11	INJECTOR ASSY., FUEL	1		
7	16472-KPC-D50	RING, SEAL	1		
8	17560-K26-900	JOINT COMP., INJECTOR	1		
9	17570-K26-B01	HOSE COMP., FUEL FEED	1		
10	90001-K26-900	BOLT, FLANGE, 6X22	2		
11	91301-GGL-J01	O-RING, 6.3X2.2	1		
12	93892-05012-18	SCREW-WASHER, 5X12	1		
13	96001-06020-00	BOLT, FLANGE, 6X20	2		

F 1



Ref. No.	Part No.	Description	Reqd. QTY MSX 125 G	Serial No.	Parts catalogue code
1	32101-K26-B00	SUB HARNESS, FR.	1		
2	32102-K26-B01	SCREW, TAPPING, 4X14	1		
3	33100-K26-B01	HEADLIGHT ASSY.	1		
4	33101-K26-901	RUBBER, HEADLIGHT	2		
5	33105-K26-B01	STAY, WINKER RELAY	1		
6	33116-KPP-T01	CLAMP, CORD	1		
7	38300-K31-901	RELAY ASSY., WINKER(DENSO) ..	1		
8	90101-GJ6-000	BOLT, ADJUSTING	1		
9	90307-GJ6-003	WASHER, LOCK, 6MM	1		
10	93903-35220	SCREW, TAPPING, 5X12	4		
11	93913-142J0	SCREW, TAPPING, 4X12	1		



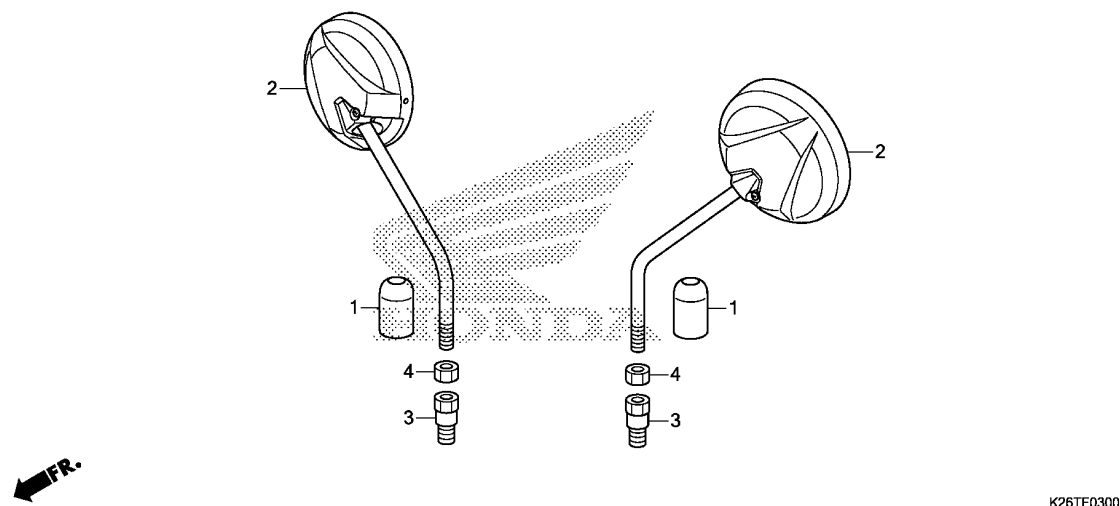
Ref. No.	L.O.N.	(Relative ref. Number) Description	F.R.T.
1	8121A1	METER ASSY., COMBINATION	0.3
3	8121A2	METER, COMBINATION	0.4
5	8121D6	COVER, METER OUTER	0.2
6	8121B4	CASE, METER :UPPER	0.3
7	8121B5	CASE, METER :LOWER	0.3

Ref. No.	Part No.	Description	Reqd. QTY MSX 125 G	Serial No.	Parts catalogue code
1	37100-K26-B01	METER ASSY., COMBINATION(KPH)	1		
2	37104-MGZ-D00	KEY, TOP	2		
3	37130-K26-B01	METER COMP., LCD	1		
4	37215-KZZ-900	RUBBER, METER SETTING	3		
5	37500-K26-B01	COVER	1		
6	37610-K26-901	CASE ASSY., UPPER	1		
7	37620-K26-901	CASE ASSY., UNDER	1		
8	90032-KW3-008	SCREW, TAPPING, 4X14	3		
9	93903-22420	SCREW, TAPPING, 3X16	6		
10	93913-25380	SCREW, TAPPING, 5X14(P0)	3		
11	94103-05700	WASHER, PLAIN, 5MM	3		

F-3

MIRROR

F 3



Ref. L.O.N. (Relative ref. Number) F.R.T.
No. Description

NO INFORMATION

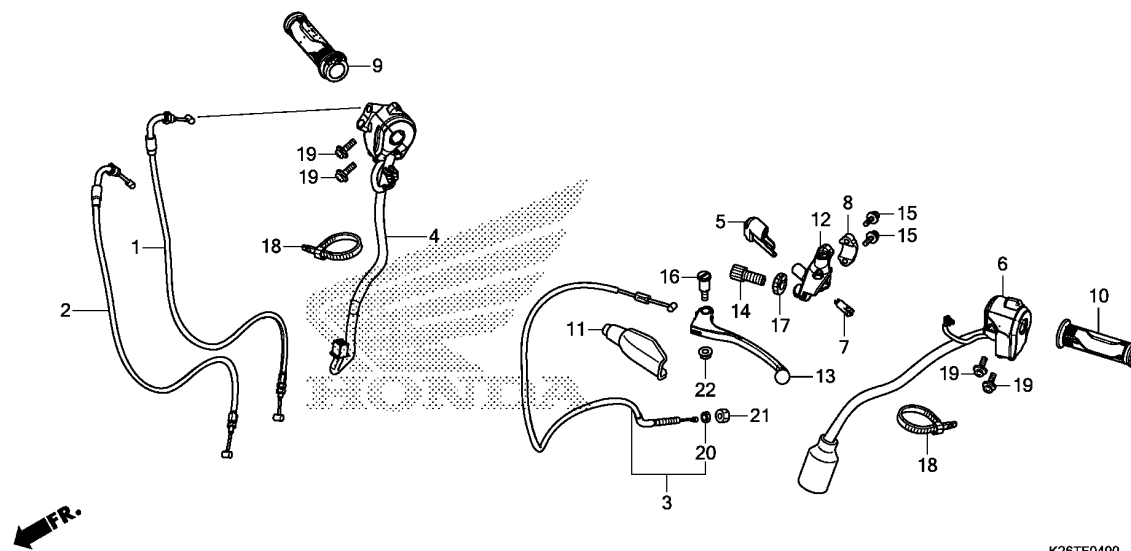
Ref. No.	Part No.	Description	Reqd. QTY	Serial No.	Parts catalogue code
			MSX 125 G		
1	88119-KWW-640	CAP, LOCK NUT	2		
2	88210-K26-B00	MIRROR COMP.	2		
3	90101-KWW-640	BOLT, ADAPTER, 10MM	2		
4	90301-KWW-640	NUT, HEX., 10MM (LEFT HAND THREAD)	2		

3

F-4

HANDLE LEVER/SWITCH/CABLE

F 4



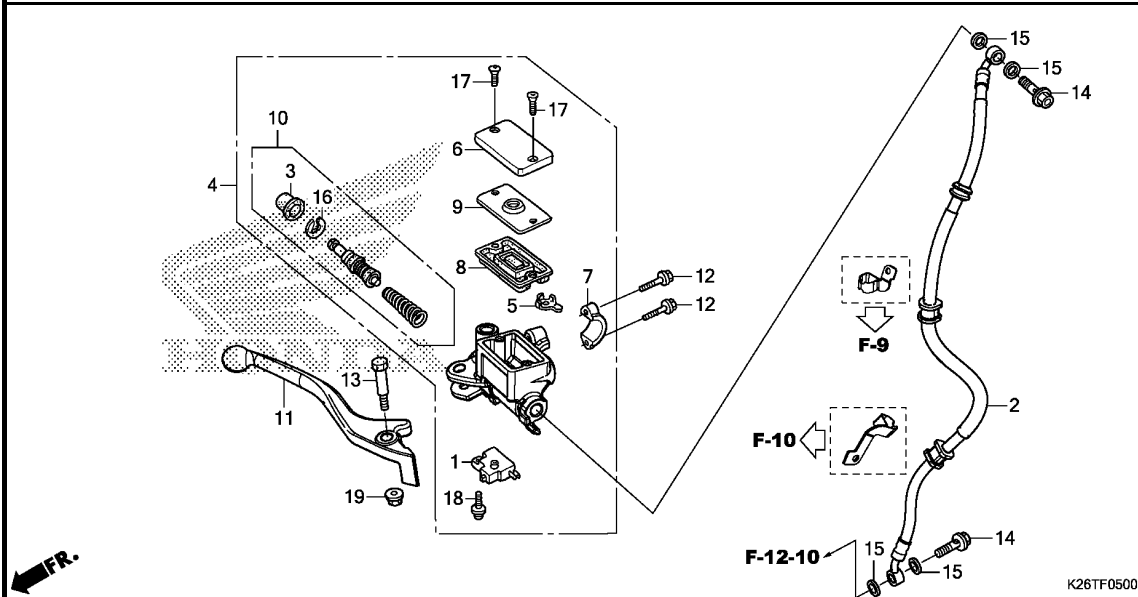
Ref. No.	L.O.N.	(Relative ref. Number) Description	F.R.T.
1		(2)	
811100		CABLE, THROTTLE	0.5
		.NOTE: Same time for two units	
3	811115	CABLE, CLUTCH	0.4
4	615120	SWITCH, STARTER KILL	0.6
6	615118	SWITCH, WINKER	0.3
7	6151A9	SWITCH, CLUTCH	0.1
9	810150	GRIP, THROTTLE	0.4
10	8101C0	GRIP, HANDLE :LEFT	0.1
12	8101C8	BRACKET, HANDLE LEVER :LEFT ..	0.2
13	8101C6	LEVER, HANDLE :LEFT	0.1
	8101F5	LEVER, HANDLE :BOTH	0.2

Ref. No.	Part No.	Description	Reqd. QTY MSX 125 G	Serial No.	Parts catalogue code
1	17910-K26-B00	CABLE COMP. A, THROTTLE	1		
2	17920-K26-B00	CABLE COMP. B, THROTTLE	1		
3	22870-K26-B00	CABLE COMP., CLUTCH	1		
4	35130-K26-B01	SWITCH ASSY., ENGINE STOP ...	1		
5	35152-KRY-970	COVER, CLUTCH SWITCH	1		
6	35200-K26-B01	SWITCH ASSY., WINKER	1		
7	35330-KYJ-901	SWITCH COMP., FR. LEVER	1		
8	45517-KCW-870	HOLDER, MASTER CYLINDER	1		
9	53140-KYJ-900	GRIP COMP., THROTTLE	1		
10	53166-KYJ-900	GRIP, L. HANDLE	1		
11	53172-402-700	COVER, L. HANDLE LEVER	1		
12	53172-KYJ-900	BRACKET, HANDLE LEVER	1		
13	53178-KV0-000	LEVER COMP., L. HANDLE	1		
14	53192-268-000	BOLT, WIRE ADJUSTING	1		
15	90013-GHB-660	BOLT, FLANGE, 6X22	2		
16	90113-438-000	BOLT, L. STEERING HANDLE LEVER PIVOT	1		
17	90321-315-670	NUT, FIXING	1		
18	90650-KW3-000	BAND, WIRE	2		
19	93892-05020-07	SCREW-WASHER, 5X20	4		
20	94002-08000-0S	NUT, HEX., 8MM	1		
21	94030-08000	NUT, HEX., 8MM	1		
22	94050-06000	NUT, FLANGE, 6MM	1		

F-5

FRONT BRAKE MASTER CYLINDER

F 5



Ref. No.	L.O.N.	(Relative ref. Number) Description	F.R.T.
1	6151B2	SWITCH, FRONT STOP	0.1
2	7121A0	HOSE, FRONT BRAKE	0.4
4	712105	CYLINDER, FRONT BRAKE MASTER - .INCLUDES: Bleed brakes	0.4
8	7121G6	DIAPHRAGM, FRONT BRAKE MASTER CYLINDER	0.1
10	7121G9	PISTON SET, FRONT BRAKE MASTER .INCLUDES: Bleed brakes	0.4
11	8101C7	LEVER, HANDLE :RIGHT	0.1
	8101F5	LEVER, HANDLE :BOTH	0.2

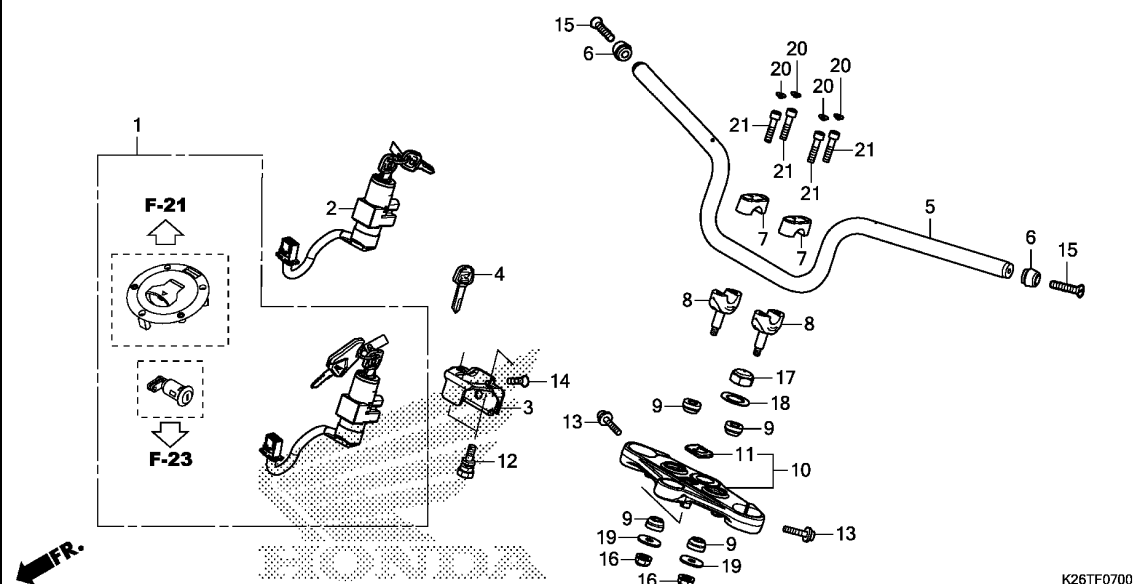
3

Ref. No.	Part No.	Description	Reqd. QTY	Serial No.	Parts catalogue code
			MSX 125 G		
1	35340-MGS-D31	SWITCH ASSY., FR. STOP	1		
2	45125-K26-B01	HOSE COMP., FR. BRAKE	1		
3	45504-410-003	BOOT COMP.	1		
4	45510-K26-901	CYLINDER SUB ASSY., FR. BRAKE MASTER(NISSIN)	1		
5	45512-MA6-006	PROTECTOR	1		
6	45513-HA2-006	CAP, MASTER CYLINDER	1		
7	45517-166-006	HOLDER, MASTER CYLINDER	1		
8	45520-GE2-006	DIAPHRAGM	1		
9	45521-K21-901	PLATE, DIAPHRAGM	1		
10	45530-471-831	CYLINDER SET, MASTER	1		
11	53175-K26-901	LEVER, R. STEERING HANDLE ...	1		
12	90013-GHB-660	BOLT, FLANGE, 6X22	2		
13	90114-KGH-900	BOLT, HANDLE LEVER PIVOT ...	1		
14	90145-KPH-B30	BOLT, OIL, 10X22(NISSIN)	2		
15	90545-300-000	WASHER, OIL BOLT	4		
16	90651-MA5-671	CIRCLIP	1		
17	93600-04012-16	SCREW, FLAT, 4X12	2		
18	93893-04012-17	SCREW-WASHER, 4X12	1		
19	94050-06000	NUT, FLANGE, 6MM	1		

F-7

HANDLE PIPE

F 6



Ref. No.	L.O.N.	(Relative ref. Number) Description	F.R.T.
1	6151A1	KEY SET	1.0
2	615145	SWITCH, COMBINATION & LOCK ...	0.7
5	810100	PIPE, STEERING HANDLE	0.5
8	8101B9	HOLDER, HANDLE :LOWER	0.2
	8101B9A	.Replace 1 handle holder add .	0.1
10	510110	BRIDGE, FORK TOP	0.7

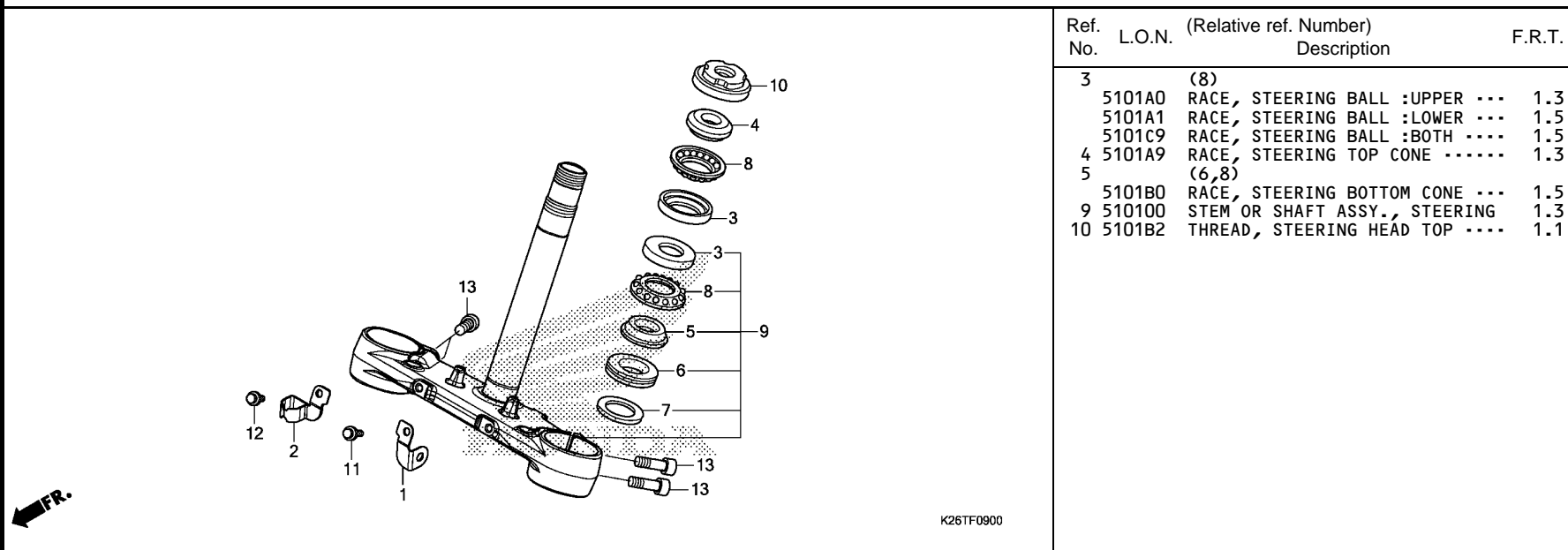
Ref. No.	Part No.	Description	Reqd. QTY MSX 125 G	Serial No.	Parts catalogue code
1	35010-K26-B00	KEY SET	1		
2	35100-K26-B01	SWITCH ASSY., COMBINATION & LOCK	1		
3	35105-K26-900	STAY COMP., COMBINATION SWITCH	1		
4	35121-MN9-611	KEY, BLANK	(1)		
5	53100-K26-B00	PIPE, STEERING HANDLE	1		
6	53102-K26-900	WEIGHT A, HANDLE	2		
7	53131-K20-900ZC	HOLDER, HANDLE PIPE UPPER *NH105*...MAT BLACK (#15-#20)	2		
8	53132-K26-900	HOLDER, HANDLE UNDER	2		
9	53133-K26-900	RUBBER, HANDLE CUSHION	4		
10	53300-K26-900	BRIDGE COMP., FORK TOP	1		
11	86150-KPG-901	EMBLEM, PRODUCT(MARUI)	1		
12	90107-KPP-860	BOLT, BREAK OFF	2		
13	90160-K26-900	BOLT, FLANGE SOCKET, 8X32 ...	2		
14	90164-028-000	SCREW, U-LOCK FLAT, 6X12 ...	2		
15	90191-K47-N41	SCREW, OVAL, 6X45	2		
	90191-KWB-600	2		
16	90304-KPG-901	NUT, U, 8MM	2		
17	90305-KGH-900	NUT, STEERING STEM	1		
18	90503-KGA-900	WASHER, STEERING STEM	1		
19	90535-K26-900	WASHER, HANDLE UNDER HOLDER .	2		
20	91456-371-770	CAP, SOCKET BOLT	4		
21	96700-08035-00	BOLT, SOCKET, 8X35	4		

3

F-9

STEERING STEM

F 7



Ref. No.	L.O.N.	(Relative ref. Number) Description	F.R.T.
3		(8)	
5101A0		RACE, STEERING BALL :UPPER ...	1.3
5101A1		RACE, STEERING BALL :LOWER ...	1.5
5101C9		RACE, STEERING BALL :BOTH	1.5
4 5101A9		RACE, STEERING TOP CONE	1.3
5		(6,8)	
5101B0		RACE, STEERING BOTTOM CONE ...	1.5
9 510100		STEM OR SHAFT ASSY., STEERING	1.3
10 5101B2		THREAD, STEERING HEAD TOP	1.1

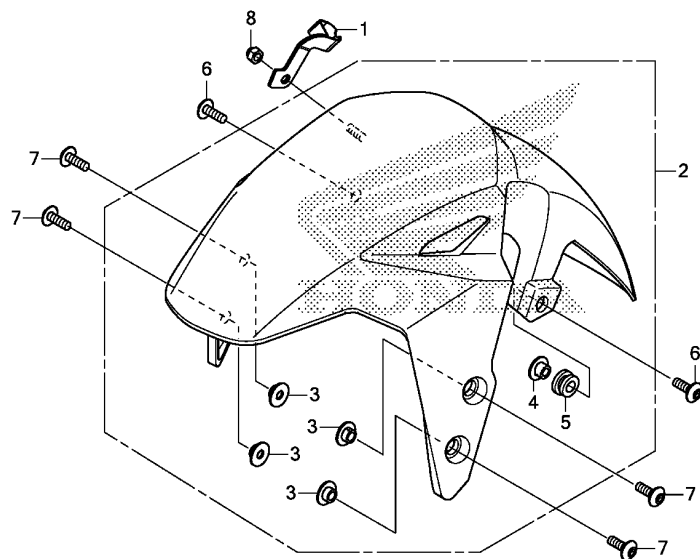
Ref. No.	Part No.	Description	Reqd. QTY MSX 125 G	Serial No.	Parts catalogue code
1	38112-K26-900	STAY, HORN CORD	1		
2	45156-K26-900	CLAMPER A, FR. BRAKE HOSE ...	1		
3	50301-KTR-900	RACE, STEERING TOP BALL	2		
4	53211-268-010	RACE, STEERING TOP CONE	1		
5	53212-200-000	RACE, STEERING BOTTOM CONE ..	1		
6	53214-200-000	DUST SEAL, STEERING HEAD	1		
7	53215-200-000	WASHER, STEERING HEAD DUST SEAL	1		
8	53215-KTR-900	BALL ASSY., STEERING STEEL ..	2		
9	53219-K26-900	STEM SUB ASSY., STEERING	1		
10	53220-KE8-010	THREAD COMP., STEERING HEAD TOP	1		
11	90106-K26-B00	BOLT, FLANGE, 6X10(SH)	1		
12	96001-06012-00	BOLT, FLANGE, 6X12	1		
13	96600-08025-00	BOLT, SOCKET, 8X25	4		

3

F-10

FRONT FENDER

F 8



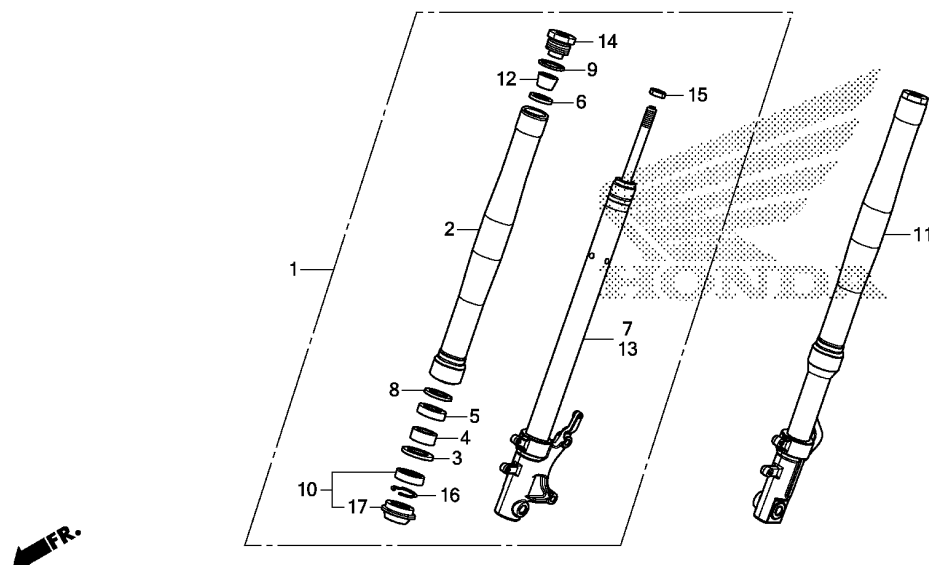
K26TF1000

Ref. No.	L.O.N.	(Relative ref. Number) Description	F.R.T.
----------	--------	---------------------------------------	--------

2	4131B7	FENDER, FRONT	0.1
---	--------	---------------------	-----

Ref. No.	Part No.	Description	Reqd. QTY	Serial No.	Parts catalogue code
			MSX 125 G		
1	45157-K26-900	CLAMPER B, FR. BRAKE HOSE ...	1		
2	61100-K26-B00ZA	FENDER COMP., FR.			
	61100-K26-B00ZB	*Y196*.....LEMON ICE YELLOW	1		
	61100-K26-B00ZC	*R353P*...PEARL VALENTINE RED	1		
	61100-K26-B00ZD	*NH303M*			
		MAT AXIS GRAY METALLIC	1		
	61100-K26-B00ZD	*NHA87P*PEARL HIMALAYAS WHITE	1		
3	61101-KZZ-900	COLLAR, FR. FENDER	4		
4	61103-KRY-900	COLLAR A, FR. FENDER	2		
5	61105-KRY-900	RUBBER, FR. FENDER MOUNTING -	2		
6	90130-KYJ-900	SCREW, PAN, 6X22	2		
7	90130-K26-900	SCREW, PAN, 6X18	4		
8	94021-06070-0S	NUT, CAP, 6MM	1		

3



K26TF1100

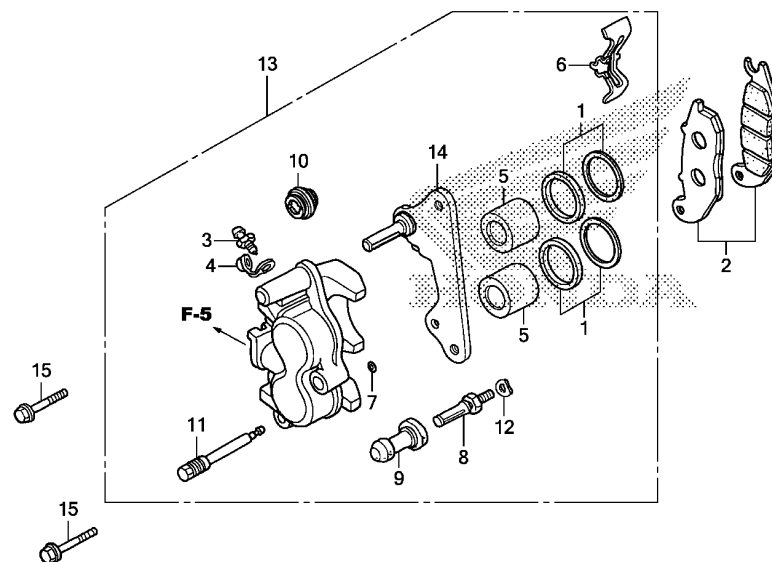
Ref. No.	L.O.N.	(Relative ref. Number) Description	F.R.T.
1	5111C3	FORK ASSY., FRONT :RIGHT	0.5
2	5111C8	TUBE, OUTER :LEFT	0.8
	5111C9	TUBE, OUTER :RIGHT	0.8
	5111D0	TUBE, OUTER :BOTH	1.2
7		(4,5)	
	5111D9	DAMPER, FRONT FORK :RIGHT	0.8
10	5111E7	SEAL SET, FRONT FORK :LEFT ...	0.8
	5111E8	SEAL SET, FRONT FORK :RIGHT ..	0.8
	5111E9	SEAL SET, FRONT FORK :BOTH ...	1.2
11	5111C2	FORK ASSY., FRONT :LEFT	0.5
	5111C4	FORK ASSY., FRONT :BOTH	0.6
13		(4,5)	
	5111D8	DAMPER, FRONT FORK :LEFT	0.8
	5111E0	DAMPER, FRONT FORK :BOTH	1.2

Ref. No.	Part No.	Description	Reqd. QTY MSX 125 G	Serial No.	Parts catalogue code
1	51400-K26-B01	FORK ASSY., R. FR.(SHOWA) ...	1		
2	51410-K26-901	TUBE, OUTER	2		
	51410-K26-B01	2		
3	51412-KK4-003	RING, BACK UP	2		
4	51414-K20-901	BUSH, GUIDE	2		
5	51415-K20-901	BUSH, SLIDER	2		
6	51419-K20-T21	SEAT	2		
7	51425-K26-B01	DAMPER COMP., R. FR.	1		
8	51438-K20-901	RING B, PISTON	2		
9	51458-K20-901	O-RING	2		
10	51490-KRM-852	SEAL SET, FR. FORK	2		
11	51500-K26-B01	FORK ASSY., L. FR.(SHOWA) ...	1		
12	51517-K20-T21	RUBBER, STOPPER	2		
13	51525-K26-B01	DAMPER COMP., L. FR.	1		
14	90123-K20-T21	BOLT, FR. FORK	2		
15	90301-MB9-950	NUT, LOCK, 12MM	2		
16	90601-354-000	RING, OIL SEAL STOP	2		
17	91254-GAA-003	DUST SEAL	2		

F-12-10

FRONT BRAKE CALIPER

F10



Ref. No.	L.O.N.	(Relative ref. Number) Description	F.R.T.
2	711115	SHOE(PAD) SET, BRAKE :FRONT ..	0.1
5		(1)	
	7111D1	PISTON, FRONT BRAKE CALIPER ..	0.5
		.INCLUDES: Bleed brakes	
		.NOTE: Same time for two units	
13	711130	CALIPER, FRONT BRAKE	0.4
		.INCLUDES: Bleed brakes	
14	7111G0	BRACKET, FRONT CALIPER	0.2

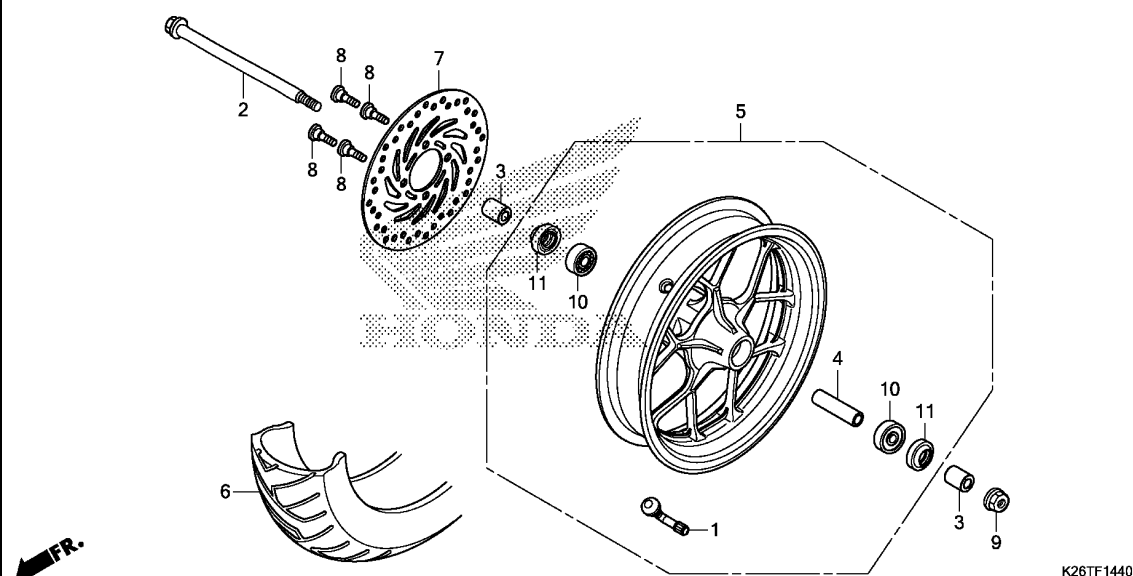
Ref. No.	Part No.	Description	Reqd. QTY	Serial No.	Parts catalogue code
			MSX 125 G		
1	06451-GE2-405	SEAL SET, PISTON	2		
2	06455-KPP-902	PAD SET, FR.	1		
3	43352-568-003	SCREW, BLEEDER(NISSIN)	1		
4	43353-461-771	CAP, BLEEDER	1		
5	45107-GE2-006	PISTON	2		
6	45108-KPH-951	SPRING, PAD	1		
7	45111-MAJ-G41	RING, STOPPER	1		
8	45131-GZ0-006	BOLT, PIN	1		
9	45132-166-016	BOOT, PIN BUSH(NISSIN)	1		
10	45133-MA3-006	BOOT B	1		
11	45215-KPH-951	PIN, HANGER	1		
12	45216-166-006	WASHER, WAVE	1		
13	45250-K26-B01	CALIPER SUB ASSY., R. FR. (NISSIN)	1		
14	45290-KPH-951	BRACKET SUB ASSY., FR. CALIPER	1		
15	90131-KGH-900	BOLT, FLANGE, 8x25	2		

3

F-14-40

FRONT WHEEL

F11



Ref. No.	L.O.N.	(Relative ref. Number) Description	F.R.T.
2	710151	(11) AXLE, FRONT WHEEL	0.3
5	710104	FRONT WHEEL	0.7
6	710139	FRONT TIRE(ONE)	0.6
7	711120	DISC, FRONT BRAKE	0.4
10	710115	BEARING, FRONT WHEEL(ONE) ...	0.5
	710115G	.Replace 1 bearing add	0.1

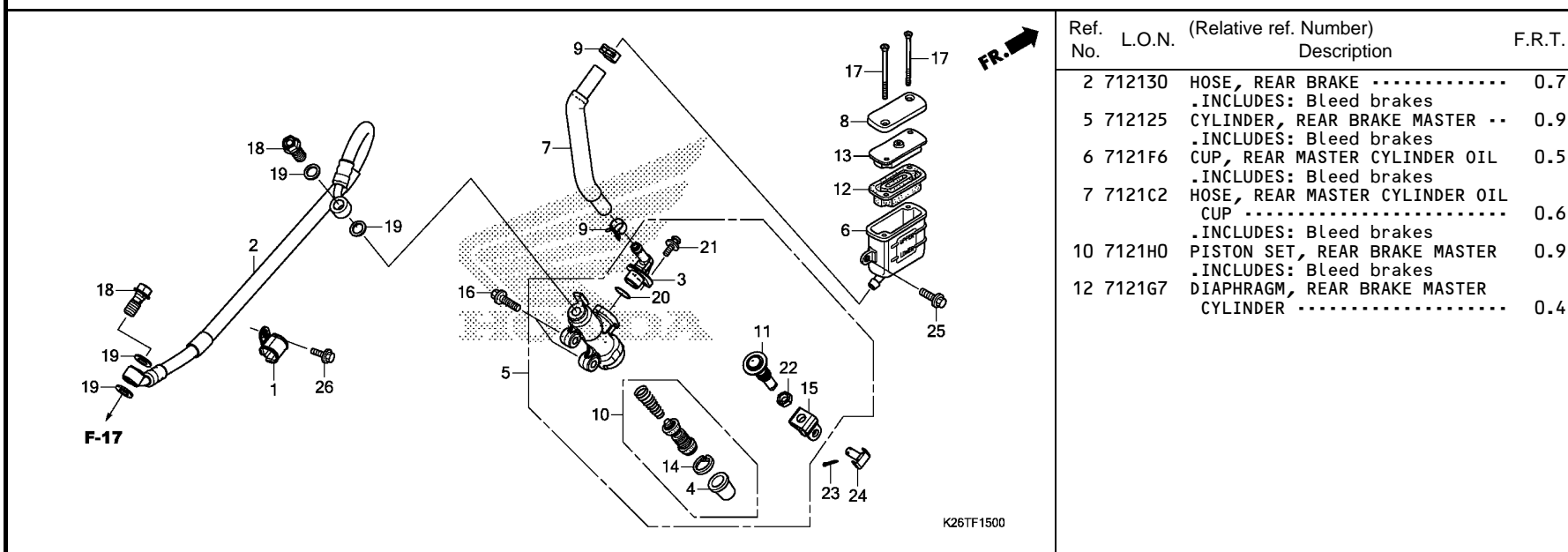
3

Ref. No.	Part No.	Description	Reqd. QTY MSX 125 G	Serial No.	Parts catalogue code
1	42753-KJ9-004	VALVE, RIM(DUNLOP)	1		
2	44301-K26-900	AXLE, FR. WHEEL	1		
3	44311-K26-900	COLLAR, R. FR. WHEEL SIDE ...	2		
4	44620-K26-900	COLLAR, FR. AXLE DISTANCE ...	1		
5	44650-K26-B00	WHEEL SUB ASSY., FR.	1		
6	44711-K26-B00	TIRE, FR.(IRC)(120/70-12 51L)	1		
	44711-K26-B10	TIRE, FR.(VEE)(120/70-12 51L)	1		
7	45251-KWB-602	DISK, FR. BRAKE(SUNSTAR)	1		
8	90105-KGH-900	BOLT, BRAKE DISK, 8X24	4		
9	90306-KGH-901	NUT, U, 12MM(FUJI SEIMITSU) ..	1		
10	91053-K03-H01	BEARING, RADIAL BALL(6301U L)	2		
		(NTN)	2		
	91053-K03-H02	BEARING, RADIAL BALL(6301U L)	2		
		(FAG)	2		
11	91252-KGH-902	DUST SEAL, 23X37X7(NOK)	2		

F-15

REAR BRAKE MASTER CYLINDER

F12



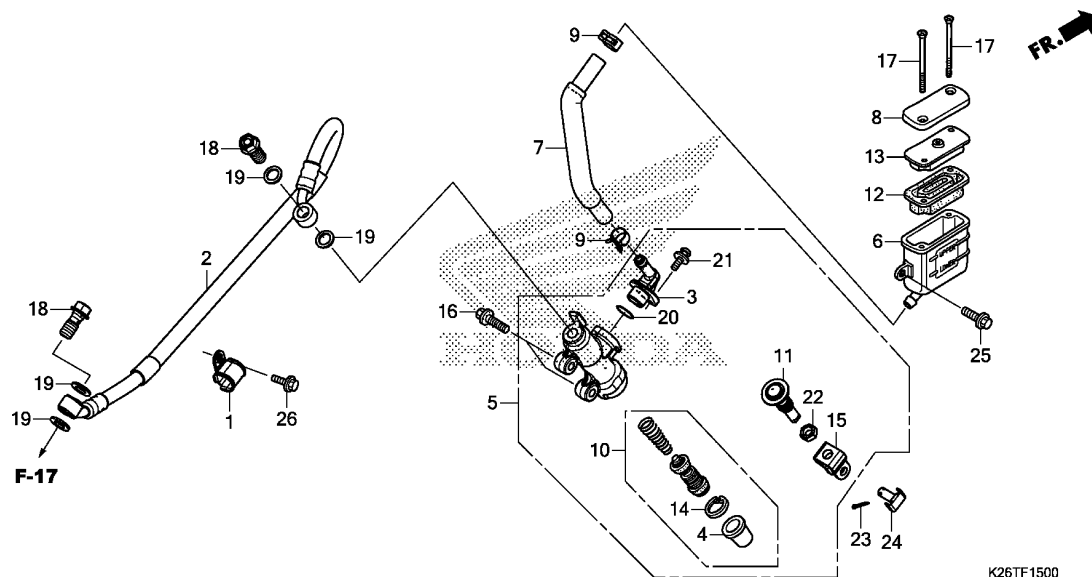
Ref. No.	Part No.	Description	Reqd. QTY	Serial No.	Parts catalogue code
			MSX 125 G		
1	43155-K26-900	CLAMPER, RR. BRAKE HOSE	1		
2	43310-K26-B01	HOSE COMP., RR. BRAKE	1		
3	43503-MR7-006	CONNECTOR	1		
4	43504-MB2-006	BOOT COMP.	1		
5	43510-K26-B01	CYLINDER SUB ASSY., RR. BRAKE MASTER(NISSIN)	1		
6	43511-KW7-881	CUP COMP., OIL(NISSIN)	1		
7	43512-K26-901	HOSE COMP., RR. MASTER CYLINDER	1		
8	43513-KTY-C01	CAP, MASTER CYLINDER	1		
9	43514-KS6-701	CLAMP, MASTER CYLINDER OIL HOSE	2		
10	43520-MJ6-315	PISTON SET, MASTER CYLINDER (NISSIN)	1		
11	43530-KV3-831	ROD COMP., PUSH	1		
12	45520-GW0-911	DIAPHRAGM	1		
13	45521-GW0-911	PLATE, DIAPHRAGM	1		
14	46182-MEL-D21	CIRCLIP	1		
15	46504-KV6-702	JOINT, BRAKE ROD	1		
16	90101-K26-B00	BOLT, FLANGE, 6X22(SH)	2		
17	90140-KZZ-901	SCREW, FLAT, 4X45	2		
18	90145-KPH-B30	BOLT, OIL, 10X22(NISSIN)	2		
19	90545-300-000	WASHER, OIL BOLT	4		
20	91212-422-006	O-RING, 14.8X2.4	1		
21	93893-04012-17	SCREW-WASHER, 4X12	1		

3

F-15

REAR BRAKE MASTER CYLINDER

F13



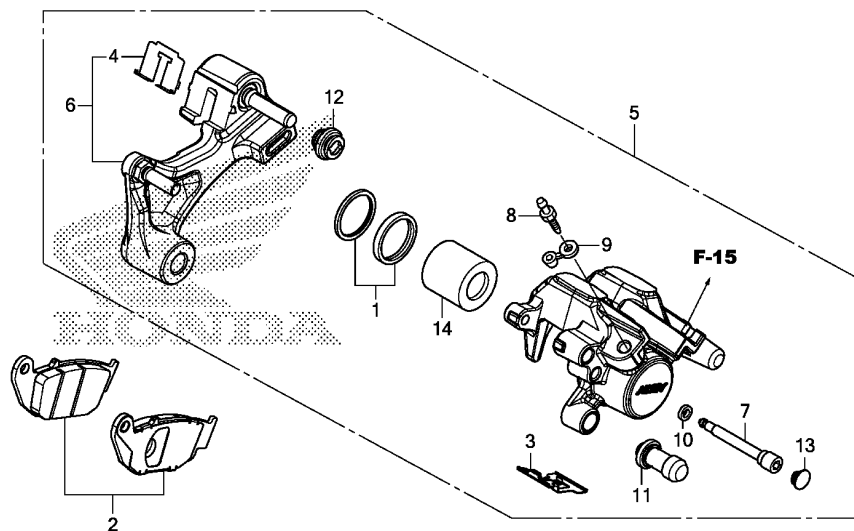
Ref. No.	Part No.	Description	Reqd. QTY		Serial No.	Parts catalogue code
			MSX 125 G			
22	94002-08000-0S	NUT, HEX., 8MM	1			
23	94201-20120	PIN, SPLIT, 2.0X12	1			
24	95015-54000	PIN D, JOINT	1			
25	95701-06014-00	BOLT, FLANGE, 6X14	1			
26	96001-06010-00	BOLT, FLANGE, 6X10	1			

3

F-17

REAR BRAKE CALIPER

F14



K26TF1700

Ref. No.	L.O.N.	(Relative ref. Number) Description	F.R.T.
2	711140	SHOE(PAD) SET, BRAKE :REAR ...	0.1
5	711155	CALIPER, REAR BRAKE	0.9
		.INCLUDES: Bleed brakes	
6	7111C1	BRACKET, REAR CALIPER	0.4
14		(1)	
	7111D5	PISTON, REAR BRAKE CALIPER ...	1.0
		.INCLUDES: Bleed brakes	

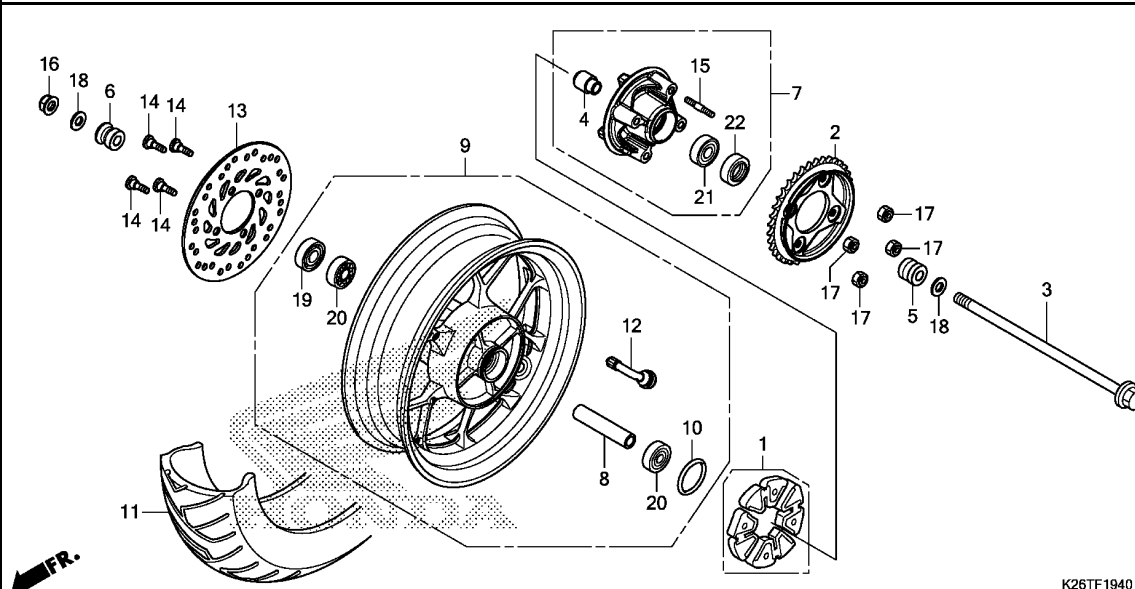
Ref. No.	Part No.	Description	Reqd. QTY	Serial No.	Parts catalogue code
			MSX 125 G		
1	06431-MA3-405	SEAL SET, PISTON	1		
2	06435-K26-901	PAD SET, RR.	1		
3	43108-KSP-B51	SPRING, PAD(NISSIN)	1		
4	43112-KZZ-901	RETAINER	1		
5	43150-K26-B01	CALIPER SUB ASSY., RR.(NISSIN)	1		
6	43190-K26-901	BRACKET SUB ASSY., RR.	1		
7	43215-KGH-901	PIN, HANGER	1		
8	43352-568-003	SCREW, BLEEDER(NISSIN)	1		
9	43353-461-771	CAP, BLEEDER	1		
10	45111-MAJ-G41	RING, STOPPER	1		
11	45132-166-016	BOOT, PIN BUSH(NISSIN)	1		
12	45133-MA3-006	BOOT B	1		
13	45203-MCC-006	PLUG, PIN	1		
14	45218-MAJ-G41	PISTON B, 27X35	1		

3

F-19-40

REAR WHEEL

F15

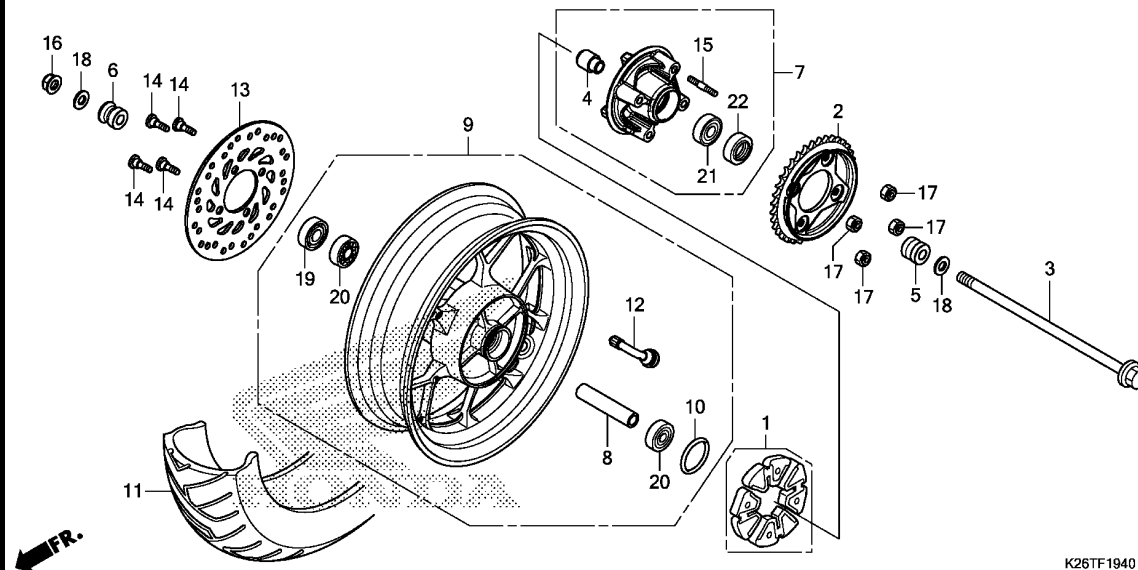


Ref. No.	L.O.N.	(Relative ref. Number) Description	F.R.T.
1		(10)	
710157		DAMPER, REAR WHEEL	0.3
2	7101A0	SPROCKET, FINAL DRIVEN	0.4
3		(19,22)	
710160		AXLE, REAR WHEEL	0.3
7	7101A5	FLANGE ASSY., FINAL DRIVEN ...	0.4
9	710118	REAR WHEEL	0.7
11	710142	REAR TIRE(ONE)	0.6
13	711145	DISC, REAR BRAKE	0.4
20	710133	BEARING, REAR WHEEL(ONE)	0.5
710133G		.Replace 1 bearing add	0.1
21	7101D1	BEARING, FINAL DRIVEN FLANGE ..	0.5

K26TF1940

Ref. No.	Part No.	Description	Reqd. QTY MSX 125 G	Serial No.	Parts catalogue code
1	06410-KWB-600	DAMPER SET, WHEEL	1		
2	41200-K26-901	SPROCKET COMP., FINAL DRIVEN (34T)	1		
3	42301-K26-900	AXLE, RR. WHEEL	1		
4	42303-KWB-600	SLEEVE, RR. WHEEL	1		
5	42311-K26-900	COLLAR, L. RR. WHEEL SIDE ...	1		
6	42312-K26-900	COLLAR, R. RR. WHEEL SIDE ...	1		
7	42615-K26-B00	FLANGE SUB ASSY., FINAL DRIVEN	1		
8	42620-K26-900	COLLAR, RR. AXLE DISTANCE ...	1		
9	42650-K26-B00	WHEEL SUB ASSY., RR.	1		
10	42653-001-004	O-RING, 40.5X3 (NIPPON DUST KEEPER)	1		
11	42711-K26-B00	TIRE, RR.(IRC)(130/70-12 56L)	1		
	42711-K26-B10	TIRE, RR.(VEE)(130/70-12 56L)	1		
12	42753-KJ9-004	VALVE, RIM(DUNLOP)	1		
13	43251-K26-900	DISK, RR. BRAKE	1		
14	90105-KGH-900	BOLT, BRAKE DISK, 8X24	4		
15	90128-KWB-600	BOLT, STUD, 8X18	4		
16	90306-KGH-901	NUT, U, 12MM(FUJI SEIMITSU) ..	1		
17	90309-KPH-971	NUT, U, 8MM(FUJI SEIMITSU) ..	4		
18	90504-K26-900	WASHER, RR. AXLE	2		
19	90753-051-003	OIL SEAL, 26X37X6(ARAI)	1		
20	91053-K03-H01	BEARING, RADIAL BALL(6301U L) (NTN)	2		
	91053-K03-H02	BEARING, RADIAL BALL(6301U L) (FAG)	2		

3



Ref. No.	Part No.	Description	Reqd. QTY MSX 125 G	Serial No.	Parts catalogue code
21	91054-K03-H01	BEARING, RADIAL BALL (6203U L) (NTN)	1		
	91054-K03-H03	BEARING, RADIAL BALL (6203U L) (FAG)	1		
22	91251-KGH-902	DUST SEAL, 27X40X4.5 (NOK) ...	1		

G 1

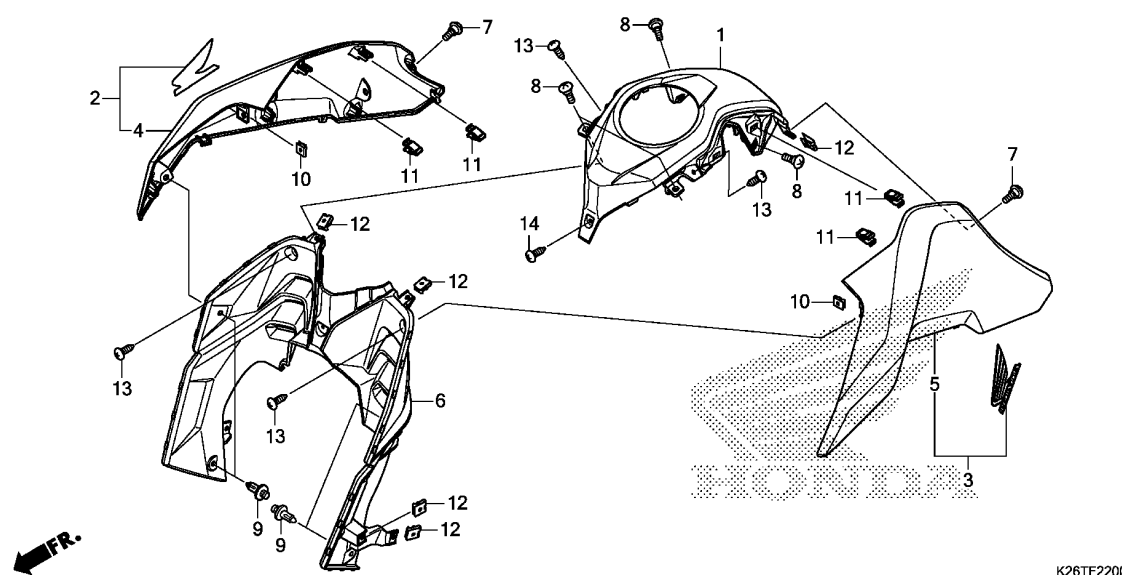


Ref. No.	L.O.N.	(Relative ref. Number) Description	F.R.T.
1		(6,9)	
3	310120	PUMP ASSY., FUEL	0.8
		(2)	
7	3101c7	FILTER, FUEL	0.7
13	310100	TANK, FUEL	0.9
14	3101c1	LOCKING FUEL TANK CAP	0.1
16	617105	FUEL TANK SENDING UNIT	0.8
	3101A7	TRAY, FUEL TANK	0.5

3

G 2

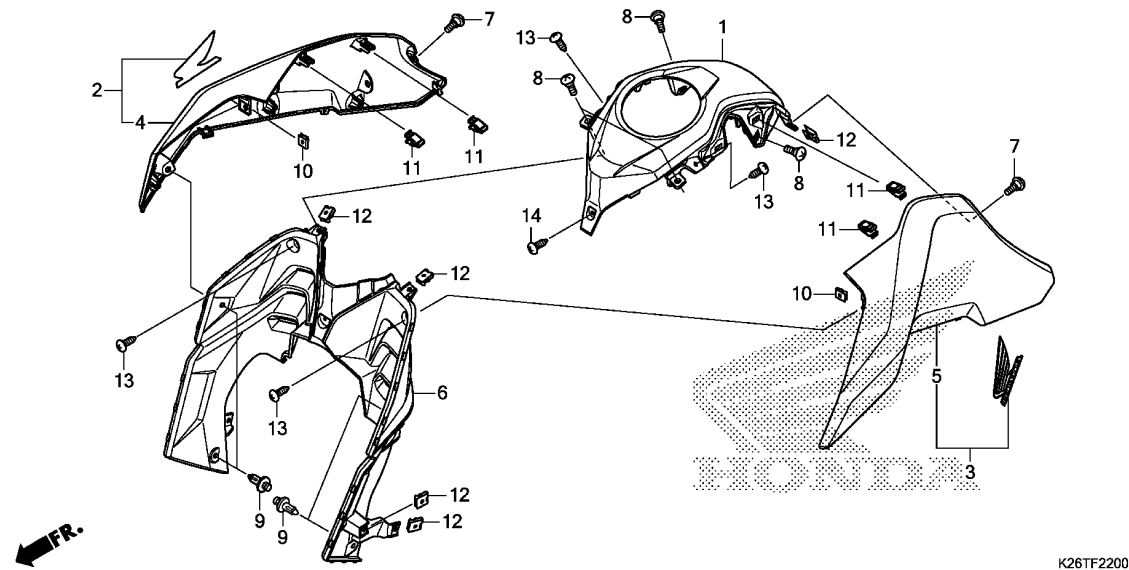
3



Ref. No.	L.O.N.	(Relative ref. Number) Description	F.R.T.
1	4131Q5	COVER, FUEL TANK CENTER (4)	0.5
2	1151A0	SHROUD, RADIATOR :RIGHT (5)	0.4
3	115126	SHROUD, RADIATOR :LEFT (5)	0.4
	1151A5	SHROUD, RADIATOR :BOTH (5)	0.7
6	4131NN	COVER, FUEL TANK INNER (5)	0.5

K26TF2200

Ref. No.	Part No.	Description	Reqd. QTY MSX 125 G	Serial No.	Parts catalogue code
1	64450-K26-B00	COVER, FUEL TANK	1		
2	83450-K26-B00ZA	SHROUD SET, R.(WL)			
		TYPE4.....	1		
	83450-K26-B00ZB	*TYPE3*.....	1		
	83450-K26-B00ZC	*TYPE2*.....	1		
	83450-K26-B00ZD	*TYPE1*.....	1		
3	83460-K26-B00ZA	SHROUD SET, L.(WL)			
		TYPE4.....	1		
	83460-K26-B00ZB	*TYPE3*.....	1		
	83460-K26-B00ZC	*TYPE2*.....	1		
	83460-K26-B00ZD	*TYPE1*.....	1		
4	83480-K26-B00ZA	SHROUD, R.			
		Y196.....LEMON ICE YELLOW	1		
	83480-K26-B00ZB	*R353P*...PEARL VALENTINE RED	1		
	83480-K26-B00ZC	*NH303M*			
		MAT AXIS GRAY METALLIC	1		
	83480-K26-B00ZD	*NHA87P*PEARL HIMALAYAS WHITE	1		
5	83490-K26-B00ZA	SHROUD, L.			
		Y196.....LEMON ICE YELLOW	1		
	83490-K26-B00ZB	*R353P*...PEARL VALENTINE RED	1		
	83490-K26-B00ZC	*NH303M*			
		MAT AXIS GRAY METALLIC	1		
	83490-K26-B00ZD	*NHA87P*PEARL HIMALAYAS WHITE	1		
6	83560-K26-B00	SHROUD, INNER	1		
7	90104-K26-B00	SCREW, VISOR SPECIAL SETTING	2		
8	90115-KWW-620	SCREW, VISOR SPECIAL SETTING	4		
9	90116-MCS-G00	RIVET, PUSH	4		
10	90302-KWW-A00	NUT, SPRING, 4MM	2		

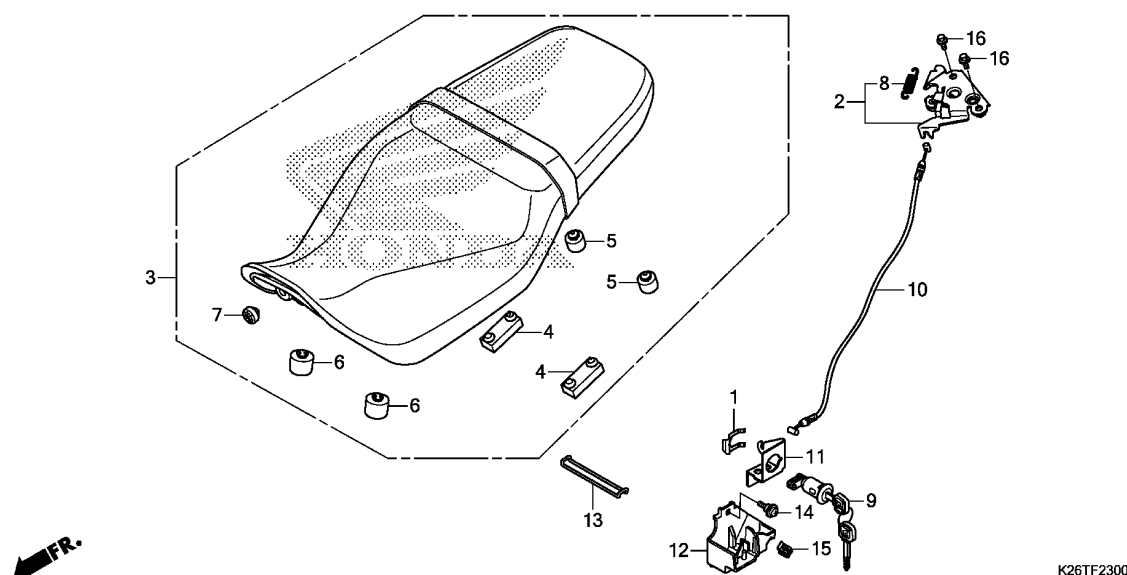


Ref. No.	Part No.	Description	Reqd. QTY		Serial No.	Parts catalogue code
			MSX 125 G			
11	90666-K59-A11	CLIP, SNAP FITTING(PO)	4			
12	90677-KAN-T00	NUT, CLIP, 5MM	8			
13	93903-24380	SCREW, TAPPING, 4X12	4			
14	93903-34380	SCREW, TAPPING, 4X12	1			

F-23

SEAT

G 5



Ref. No.	L.O.N.	(Relative ref. Number) Description	F.R.T.
2	4131E8	CATCH, SEAT :REAR SIDE	0.6
9	4131F2	KEY, SEAT LOCK	0.3
10	811175	CABLE, SEAT LOCK	0.6

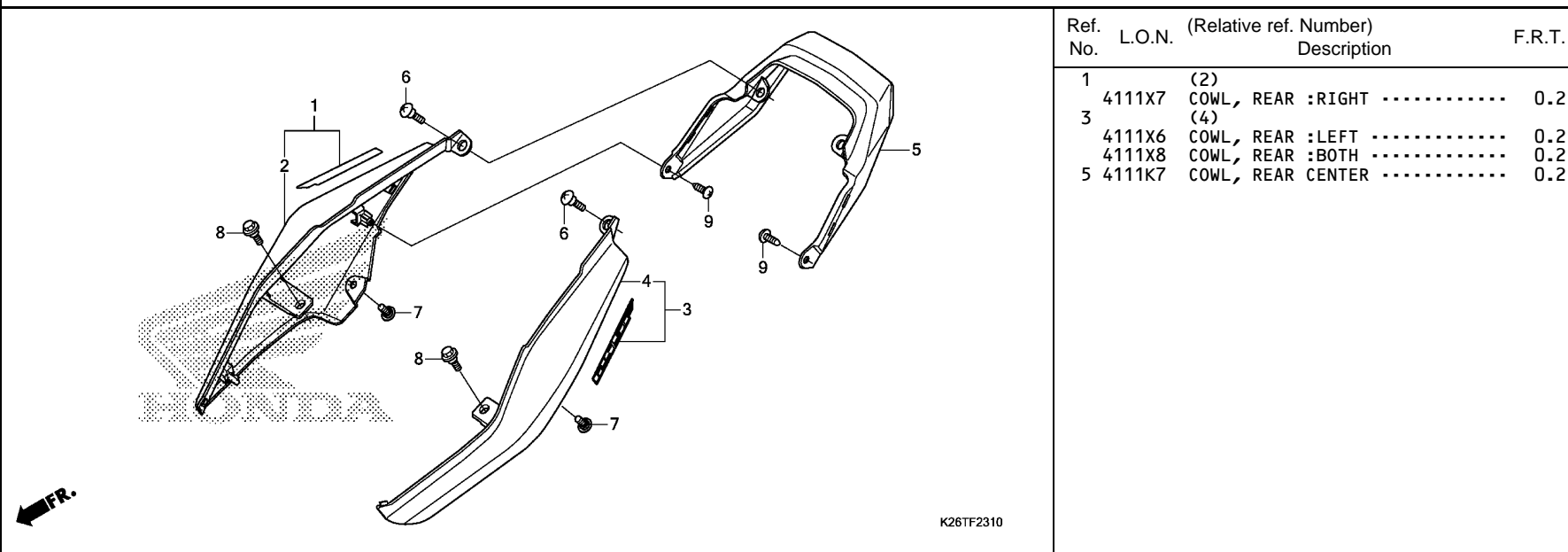
Ref. No.	Part No.	Description	Reqd. QTY MSX 125 G	Serial No.	Parts catalogue code
1	75581-673-000	SPRING, LOCK KEY SETTING	1		
2	77160-K26-B00	BRACKET COMP., SEAT LOCK	1		
3	77200-K26-B00ZA	SEAT ASSY., DOUBLE *TYPE1*.....	1		
4	77205-MFE-670	RUBBER, SEAT SETTING	2		
5	77206-KPK-900	RUBBER, SEAT CUSHION	2		
6	77206-KPP-T00	RUBBER, SEAT CUSHION	2		
7	77215-KW7-900	RUBBER C, SEAT SETTING	1		
8	77234-KRJ-900	SPRING, SEAT LOCK	1		
9	77239-KVB-900	KEY, SEAT LOCK	1		
10	77240-K26-B00	CABLE, SEAT LOCK	1		
11	77582-K26-900	STAY, SEAT LOCK CABLE	1		
12	83556-K26-B00	COVER, SEAT LOCK	1		
13	89012-KZL-930	BAND, TOOL	1		
14	90117-KVG-A20	SCREW, PAN, 5X13	1		
15	90677-KAN-T00	NUT, CLIP, 5MM	1		
16	95801-06012-00	BOLT, FLANGE, 6X12	2		

3

F-23-10

REAR COWL

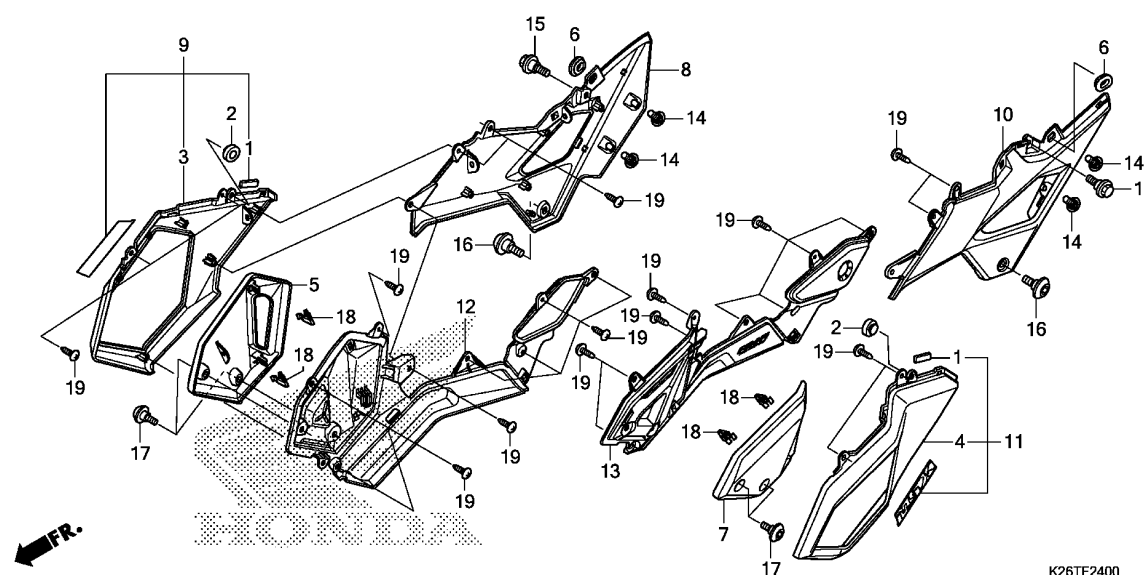
G 6



Ref. No.	L.O.N.	(Relative ref. Number) Description	F.R.T.
1		(2)	
4111X7		COWL, REAR :RIGHT	0.2
3		(4)	
4111X6		COWL, REAR :LEFT	0.2
4111X8		COWL, REAR :BOTH	0.2
5		4111K7 COWL, REAR CENTER	0.2

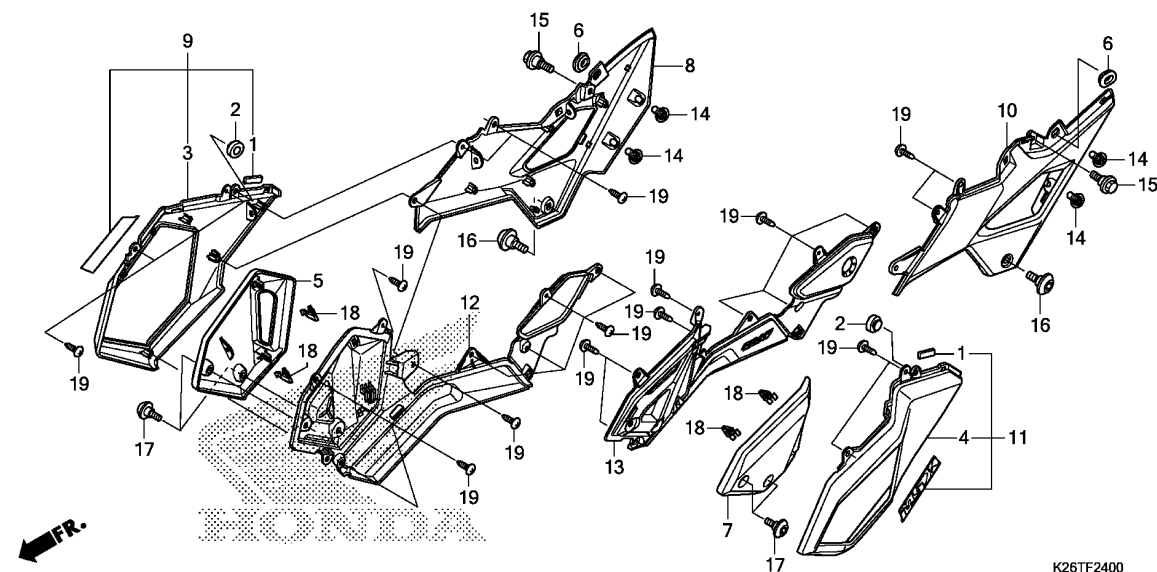
Ref. No.	Part No.	Description	Reqd. QTY MSX 125 G	Serial No.	Parts catalogue code
1	77210-K26-B00ZA	COWL SET, R. RR.(WL)			
		TYPE4.....	1		
	77210-K26-B00ZB	*TYPE3*.....	1		
	77210-K26-B00ZC	*TYPE2*.....	1		
	77210-K26-B00ZD	*TYPE1*.....	1		
2	77215-K26-B00ZA	COWL, R. RR.			
		Y196.....LEMON ICE YELLOW	1		
	77215-K26-B00ZF	*R353P*...PEARL VALENTINE RED	1		
	77215-K26-B00ZG	*NH303M*			
		MAT AXIS GRAY METALLIC	1		
	77215-K26-B00ZH	*NHA87P*PEARL HIMALAYAS WHITE	1		
3	77220-K26-B00ZA	COWL SET, L. RR.(WL)			
		TYPE4.....	1		
	77220-K26-B00ZB	*TYPE3*.....	1		
	77220-K26-B00ZC	*TYPE2*.....	1		
	77220-K26-B00ZD	*TYPE1*.....	1		
4	77225-K26-B00ZA	COWL, L. RR.			
		Y196.....LEMON ICE YELLOW	1		
	77225-K26-B00ZB	*R353P*...PEARL VALENTINE RED	1		
	77225-K26-B00ZC	*NH303M*			
		MAT AXIS GRAY METALLIC	1		
	77225-K26-B00ZD	*NHA87P*PEARL HIMALAYAS WHITE	1		
5	77230-K26-B00ZA	COWL, RR. CENTER			
		NH1.....BLACK	1		
6	90104-KPH-900	SCREW, SPECIAL, 5MM	2		
7	90104-K26-B00	SCREW, VISOR SPECIAL SETTING	2		
8	90111-162-000	BOLT, FLANGE, 6MM	2		
9	93903-34310	SCREW, TAPPING, 4X12	2		

3



Ref. No.	L.O.N.	(Relative ref. Number) Description	F.R.T.
3		(9)	
4111H9		COVER, SIDE :RIGHT	0.4
4		(11)	
4111H8		COVER, SIDE :LEFT	0.4
4111J0		COVER, SIDE :BOTH	0.7
5		4111CW GARNISH, SIDE COVER :RIGHT ...	0.4
7		4111CV GARNISH, SIDE COVER :LEFT	0.4
		4111CX GARNISH, SIDE COVER :BOTH	0.7
8		4111CQ COVER, SIDE :RIGHT UPPER	0.4
10		4111CP COVER, SIDE :LEFT UPPER	0.4
		4111CR COVER, SIDE :BOTH UPPER	0.7
12		4111CT COVER, SIDE :RIGHT LOWER	0.4
13		4111CS COVER, SIDE :LEFT LOWER	0.4
		4111CU COVER, SIDE :BOTH LOWER	0.7

Ref. No.	Part No.	Description	Reqd. QTY MSX 125 G	Serial No.	Parts catalogue code
1	81257-KWC-900	RUBBER, PROTECTOR	2		
2	83512-KZZ-900	RUBBER, MUFFLER PROTECTOR ...	2		
3	83530-K26-B00ZA	COVER, R. SIDE *NHB81M*			
		MAT VULCAN SILVER METALLIC	1		
4	83540-K26-B00ZA	COVER, L. SIDE *NHB81M*			
		MAT VULCAN SILVER METALLIC	1		
5	83545-K26-B00ZA	GARNISH, R. *Y196*.....LEMON ICE YELLOW	1		
	83545-K26-B00ZB	*R353P*...PEARL VALENTINE RED	1		
	83545-K26-B00ZC	*NH303M*			
		MAT AXIS GRAY METALLIC	1		
	83545-K26-B00ZD	*NHA87P*PEARL HIMALAYAS WHITE	1		
6	83551-GE2-000	GROMMET, AIR CLEANER CASE ...	2		
7	83555-K26-B00ZA	GARNISH, L. *Y196*.....LEMON ICE YELLOW	1		
	83555-K26-B00ZB	*R353P*...PEARL VALENTINE RED	1		
	83555-K26-B00ZC	*NH303M*			
		MAT AXIS GRAY METALLIC	1		
	83555-K26-B00ZD	*NHA87P*PEARL HIMALAYAS WHITE	1		
8	83580-K26-B00ZA	COVER, R. SIDE UPPER *NHB81M*			
		MAT VULCAN SILVER METALLIC	1		
9	83585-K26-B00ZA	COVER SET, R. SIDE(WL) *TYPE1*.....	1		

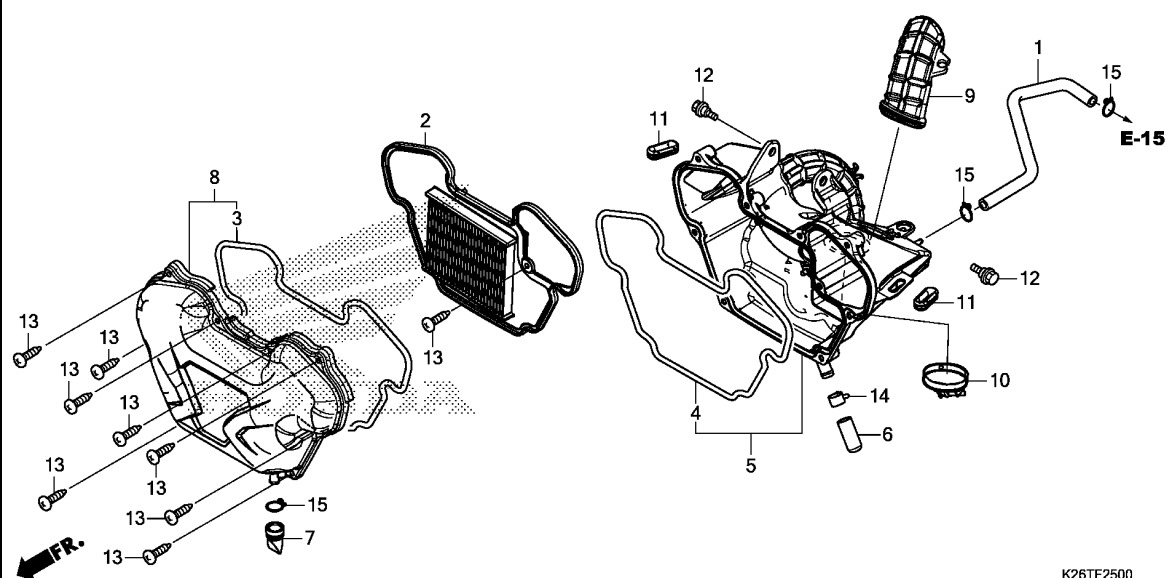


Ref. No.	Part No.	Description	Reqd. QTY MSX 125 G	Serial No.	Parts catalogue code
10	83590-K26-B00ZA	COVER, L. SIDE UPPER *NHB81M* MAT VULCAN SILVER METALLIC	1		
11	83595-K26-B00ZA	COVER SET, L. SIDE(WL) *TYPE1*	1		
12	83680-K26-B00	COVER, R. SIDE LOWER	1		
13	83690-K26-B00	COVER, L. SIDE LOWER	1		
14	90104-K26-B00	SCREW, VISOR SPECIAL SETTING	4		
15	90111-162-000	BOLT, FLANGE, 6MM	2		
16	90133-KPP-T00	SCREW, PAN, 6X14	2		
17	90134-KPP-T00	SCREW, PAN, 5X14	4		
18	90666-K59-A11	CLIP, SNAP FITTING(PO)	4		
19	93903-24210	SCREW, TAPPING, 4X10	24		

F-25

AIR CLEANER

G 9



Ref. No.	L.O.N.	(Relative ref. Number) Description	F.R.T.
2		(3,4)	
312105		ELEMENT, AIR CLEANER	0.2
5		(9)	
3121A5		CASE, AIR CLEANER	0.7
8		312102 COVER, AIR CLEANER CASE	0.2

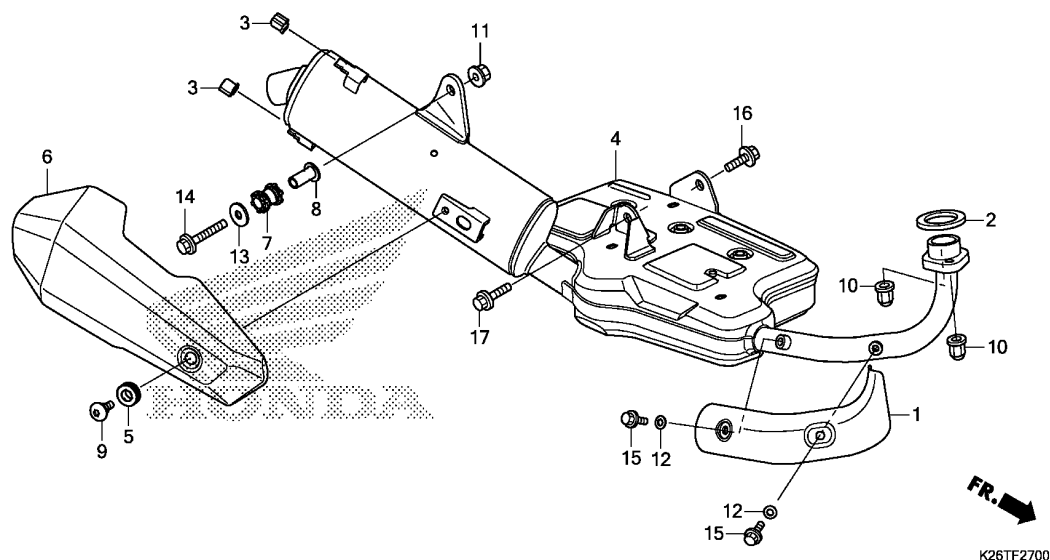
3

Ref. No.	Part No.	Description	Reqd. QTY MSX 125 G	Serial No.	Parts catalogue code
1	15761-K26-900	TUBE, BREATHER	1		
2	17210-K26-900	ELEMENT COMP., AIR CLEANER ..	1		
3	17214-K26-900	SEAL, AIR CLEANER COVER	1		
4	17215-K26-900	SEAL, AIR CLEANER CASE	1		
5	17225-K26-901	CASE SUB ASSY., AIR CLEANER ..	1		
6	17227-KPK-900	TUBE, VINYL, 11X15X35	1		
7	17234-KCW-871	TUBE, AIR CLEANER DRAIN	1		
8	17235-K26-900	COVER SUB ASSY., AIR CLEANER ..	1		
9	17241-K26-900	DUCT, AIR CLEANER	1		
10	17254-K26-900	BAND, CONNECTING TUBE(44) ...	1		
11	83601-MB0-000	GROMMET A, SIDE COVER	2		
12	90116-KVB-900	BOLT, FLANGE, 6MM	2		
13	93903-25580	SCREW, TAPPING, 5X25	9		
14	95002-41300-08	CLAMP, TUBE(D13)	1		
15	95002-80000	CLIP, TUBE(C12)	3		

F-27

EXHAUST MUFFLER

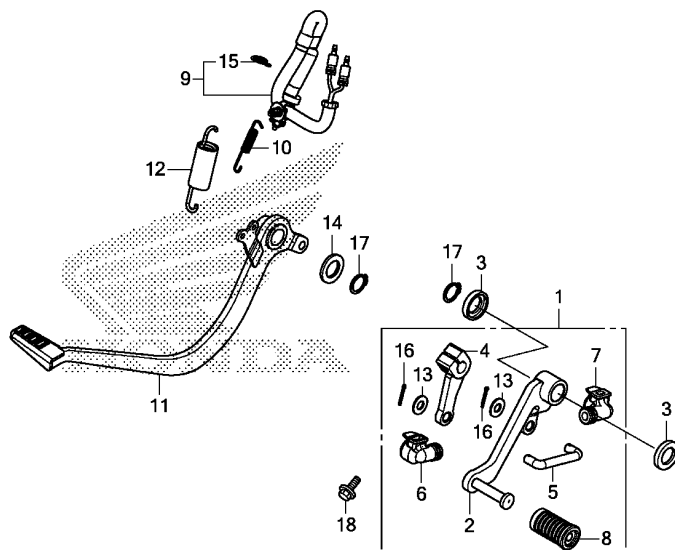
G10



Ref. No.	L.O.N.	(Relative ref. Number) Description	F.R.T.
1	313125	COVER, EXHAUST PIPE	0.1
2	3131B4	GASKET, EXHAUST PIPE	0.2
4	313120	MUFFLER	0.2
6	313121	PROTECTOR, MUFFLER	0.1

Ref. No.	Part No.	Description	Reqd. QTY	Serial No.	Parts catalogue code
			MSX 125 G		
1	18240-K26-B00	COVER, EX. PIPE	1		
2	18291-GE2-920	GASKET, EX. PIPE	1		
3	18293-MCA-A20	RUBBER, PROTECTOR PACKING ...	2		
4	18300-K26-B00	MUFFLER COMP., EX.	1		
5	18345-MBT-610	RUBBER, PROTECTOR MOUNTING ..	1		
6	18355-K26-B00	COVER COMP., MUFFLER	1		
7	18421-K26-B00	RUBBER, MUFFLER MOUNTING	1		
8	18422-K26-900	COLLAR, MUFFLER MOUNTING	1		
9	90113-KTA-920	SCREW, PAN, 6X12	1		
10	90304-KPH-700	NUT, HEX. CAP, 8MM	2		
11	94050-08000	NUT, FLANGE, 8MM	1		
12	94101-06200	WASHER, PLAIN, 6MM	2		
13	94103-08200	WASHER, PLAIN, 8MM	1		
14	95701-08045-02	BOLT, FLANGE, 8X45	1		
15	96001-06008-02	BOLT, FLANGE, 6X8	2		
16	96300-08016-04	BOLT, FLANGE, 8X16(DR)	1		
17	96300-08025-04	BOLT, FLANGE, 8X25(DR)	1		

3



K26TF2900

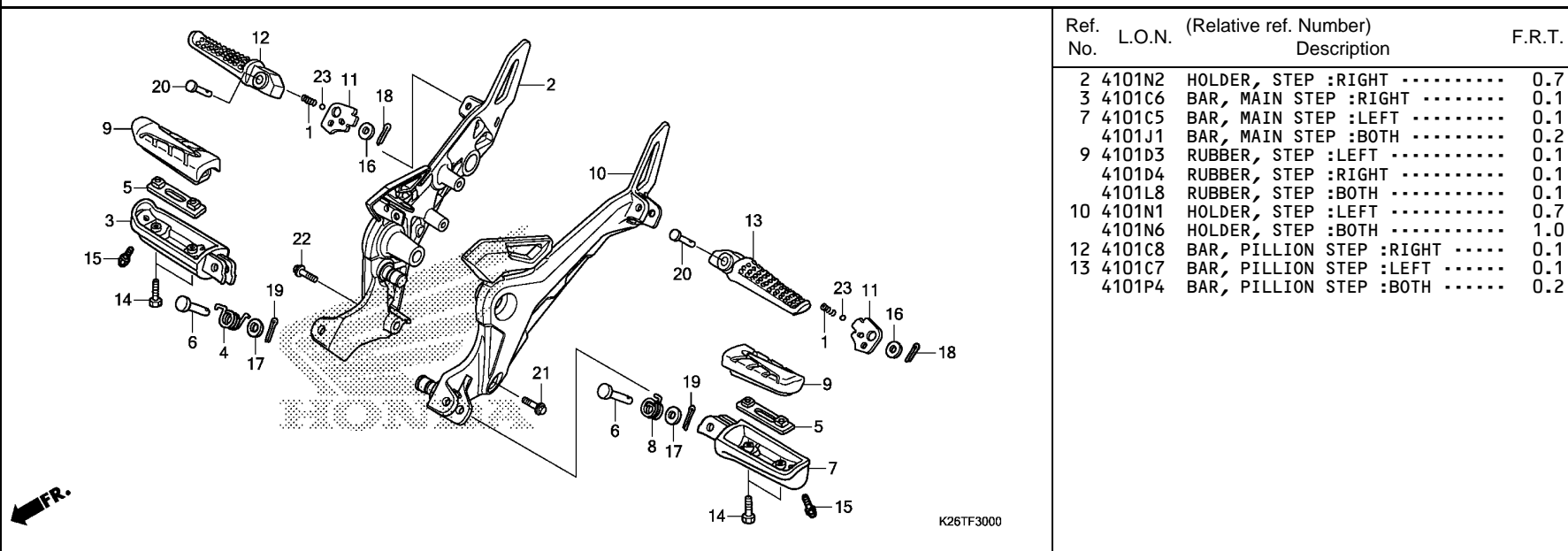
Ref. No.	L.O.N.	(Relative ref. Number) Description	F.R.T.
1	4101Y8	PEDAL, GEAR CHANGE(A)	0.1
2	4101A1	PEDAL, GEAR CHANGE	0.1
4	4101A2	ARM, GEAR CHANGE	0.1
5	5101B5	ROD, CHANGE	0.1
9	6151B5	SWITCH, REAR STOP :PEDAL SIDE	0.4
11	810160	PEDAL, REAR BRAKE	0.5

Ref. No.	Part No.	Description	Reqd. QTY MSX 125 G	Serial No.	Parts catalogue code
1	24700-K26-B00	PEDAL ASSY., CHANGE	1		
2	24701-K26-B00	PEDAL, GEAR CHANGE	1		
3	24703-KGH-900	WASHER, CHANGE PEDAL	2		
4	24711-K26-900	ARM, GEAR CHANGE	1		
5	24720-K26-900	ROD, TIE	1		
6	24721-K26-900	COVER, CHANGE PEDAL	1		
7	24721-KW6-960	COVER, CHANGE PEDAL	1		
8	24781-KR3-770	RUBBER, GEAR CHANGE PEDAL ...	1		
9	35350-K26-902	SWITCH ASSY., RR. STOP	1		
10	35357-K26-900	SPRING, STOP SWITCH	1		
11	46500-K26-900	PEDAL COMP., BRAKE	1		
12	46513-KPP-900	SPRING ASSY., BRAKE PEDAL ...	1		
13	90502-155-000	WASHER, PLAIN, 7MM	2		
14	90557-230-000	WASHER, 15.2X25	1		
15	90601-KAF-003	CLIP, SWITCH COVER	1		
16	94201-20120	PIN, SPLIT, 2.0X12	2		
17	94511-15000	CIRCLIP, EXTERNAL, 15MM	2		
18	95701-06020-00	BOLT, FLANGE, 6X20	1		

F-30

STEP

G12



Ref. No.	L.O.N.	(Relative ref. Number) Description	F.R.T.
2	4101N2	HOLDER, STEP :RIGHT	0.7
3	4101C6	BAR, MAIN STEP :RIGHT	0.1
7	4101C5	BAR, MAIN STEP :LEFT	0.1
	4101J1	BAR, MAIN STEP :BOTH	0.2
9	4101D3	RUBBER, STEP :LEFT	0.1
	4101D4	RUBBER, STEP :RIGHT	0.1
	4101L8	RUBBER, STEP :BOTH	0.1
10	4101N1	HOLDER, STEP :LEFT	0.7
	4101N6	HOLDER, STEP :BOTH	1.0
12	4101C8	BAR, PILLION STEP :RIGHT	0.1
13	4101C7	BAR, PILLION STEP :LEFT	0.1
	4101P4	BAR, PILLION STEP :BOTH	0.2

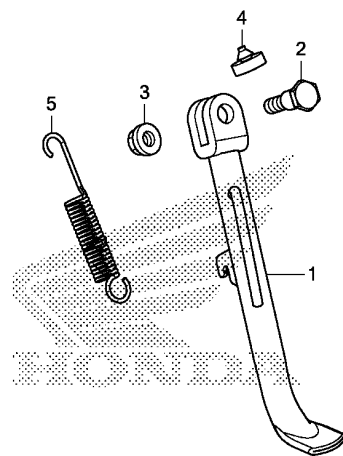
Ref. No.	Part No.	Description	Reqd. QTY MSX 125 G	Serial No.	Parts catalogue code
1	28333-300-000	SPRING, KICK STARTER STOPPER	2		
2	50600-K26-B00	HOLDER, R. STEP	1		
3	50612-MM5-000	ARM, R. STEP	1		
4	50617-445-840	SPRING, R. STEP RETURN	1		
5	50619-MM5-000	PLATE, STEP SETTING	2		
6	50639-ML0-010	PIN, STEP BAR	2		
7	50642-MM5-000	ARM, L. STEP	1		
8	50644-445-840	SPRING, L. STEP RETURN	1		
9	50661-KYJ-900	RUBBER, MAIN STEP	2		
10	50700-K26-B00	HOLDER, L. STEP	1		
11	50718-MEE-000	PLATE, PILLION STEP CLICK ...	2		
12	50720-KT7-761	BAR, R. PILLION STEP	1		
13	50730-KT7-761	BAR, L. PILLION STEP	1		
14	90115-MV9-000	BOLT, MAIN STEP RUBBER SETTING	4		
15	92501-08008-0A	BOLT, CAP, 8X8	2		
16	94101-06000	WASHER, PLAIN, 6MM	2		
17	94102-08000	WASHER, PLAIN, 8MM	2		
18	94201-16120	PIN, SPLIT, 1.6X12	2		
19	94201-20150	PIN, SPLIT, 2.0X15	2		
20	95015-83000	PIN C, PILLION STEP	2		
21	95701-08030-00	BOLT, FLANGE, 8X30	1		
22	95701-08035-00	BOLT, FLANGE, 8X35	1		
23	96211-08000	BALL, STEEL, #8(1/4)	2		

3

F-31

STAND

G13



FR.

K26TF3100

Ref. No.	L.O.N.	(Relative ref. Number) Description	F.R.T.
1	410180	BAR, SIDE STAND	0.2
5	410182	SPRING, SIDE STAND	0.1

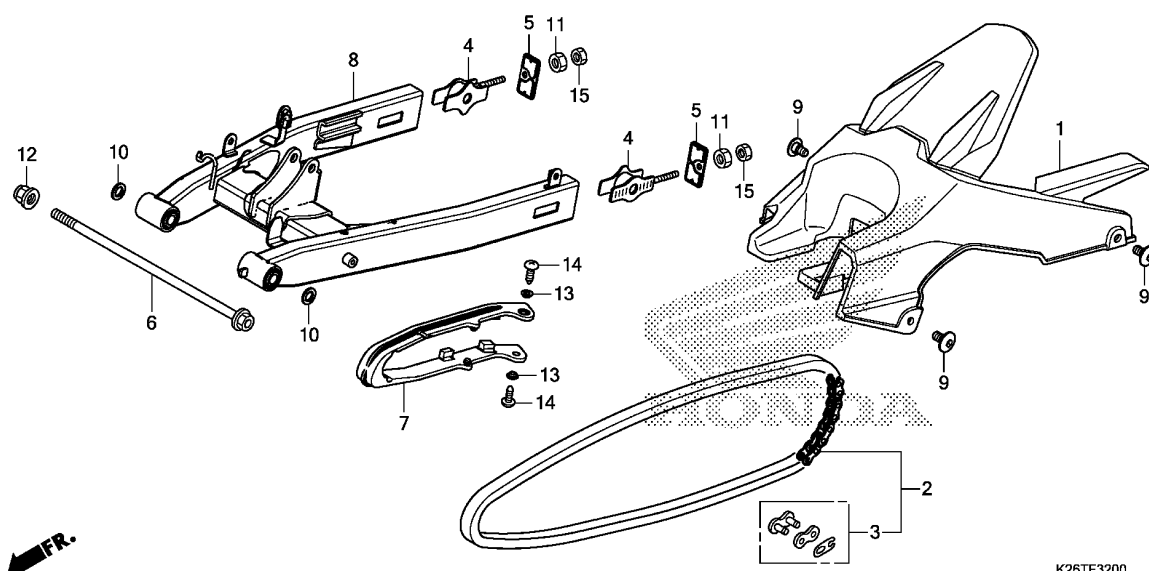
Ref. No.	Part No.	Description	Reqd. QTY MSX 125 G	Serial No.	Parts catalogue code
1	50530-K26-B00	BAR COMP., SIDE STAND	1		
2	90107-GN1-010	SCREW, SIDE STAND PIVOT	1		
3	90203-KVB-900	NUT, SIDE STAND	1		
4	95011-62000	RUBBER B, STAND STOPPER	1		
5	95014-72102	SPRING A, SIDE STAND	1		

3

F-32

SWINGARM

G14



Ref. No.	L.O.N.	(Relative ref. Number) Description	F.R.T.
1	410195	CASE, DRIVE CHAIN	0.1
2	213165	CHAIN, DRIVE	0.2
7	4101E5	SLIDER, CHAIN	0.3
8	5121B0	SWINGARM ASSEMBLY	0.9

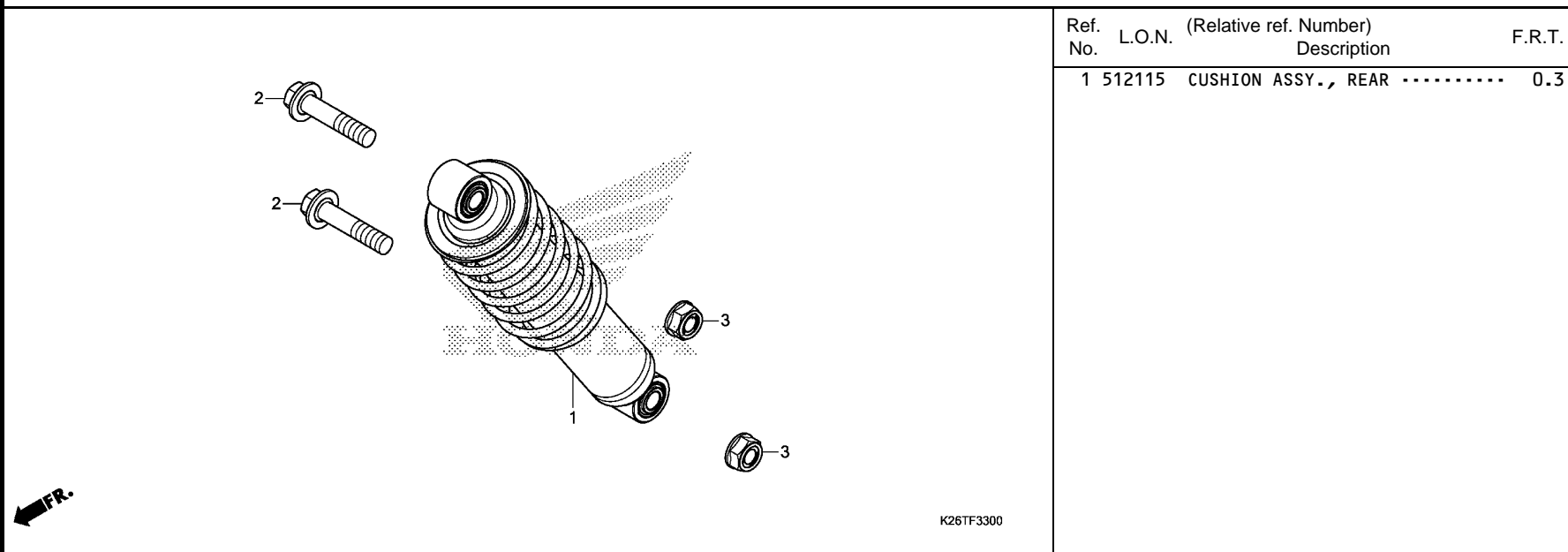
Ref. No.	Part No.	Description	Reqd. QTY MSX 125 G	Serial No.	Parts catalogue code
1	40510-K26-B00	CASE, DRIVE CHAIN	1		
2	40530-K26-901	CHAIN, DRIVE(DAIDO) (DID420D-106RB)	1		
3	40531-KWV-003	JOINT, DRIVE CHAIN(DAIDO) ...	1		
4	40543-K26-900	ADJUSTER COMP., CHAIN	2		
5	40546-K26-900	CAP, SWINGARM END	2		
6	42301-K26-900	AXLE, RR. WHEEL	1		
7	52170-K26-900	SLIDER, CHAIN	1		
8	52200-K26-900	SWINGARM SUB ASSY., RR.	1		
9	90102-K26-B00	SCREW, PAN, 6X12	3		
10	90122-KWB-600	WASHER, PIVOT BOLT	2		
11	90302-KBP-900	NUT, SPECIAL, 6MM	2		
12	90306-KGH-901	NUT, U, 12MM(FUJI SEIMITSU) .	1		
13	90556-MB4-000	WASHER, FR. SIDE COVER	2		
14	93901-25110	SCREW, TAPPING, 5X10	2		
15	94001-06000-0S	NUT, HEX., 6MM	2		

3

F-33

REAR CUSHION

G15



Ref. No.	L.O.N.	(Relative ref. Number) Description	F.R.T.
----------	--------	---------------------------------------	--------

1	512115	CUSHION ASSY., REAR	0.3
---	--------	---------------------------	-----

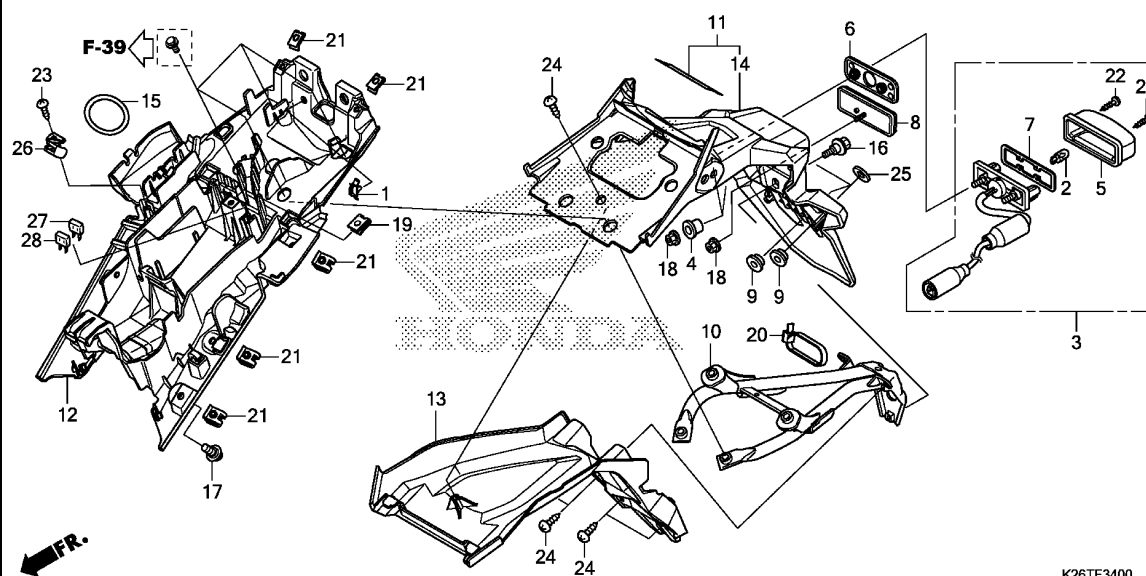
Ref. No.	Part No.	Description	Reqd. QTY	Serial No.	Parts catalogue code
			MSX 125 G		
1	52400-K26-901	CUSHION ASSY., RR. (SHOWA) ...	1		
2	90123-K26-900	BOLT, FLANGE, 10X47	2		
3	90304-KGH-901	NUT, U, 10MM	2		

3

F-34

REAR FENDER

G16



Ref. No.	L.O.N.	(Relative ref. Number) Description	F.R.T.
2	6161F3	(5,7) BULB, LICENSE LIGHT	0.1
3	6161D8	LIGHT, LICENSE	0.5
10	4131M7	STAY, REAR FENDER	0.5
11		(14) FENDER A, REAR	0.6
12	413105	FENDER B, REAR	0.5
13	4131N4	FENDER, INNER :REAR	0.4

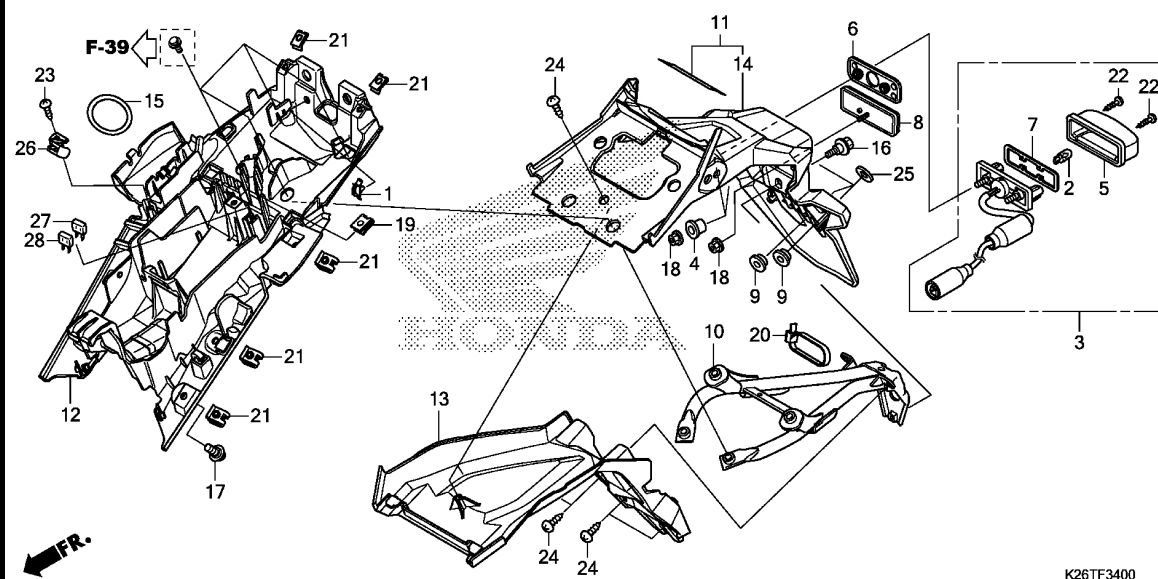
Ref. No.	Part No.	Description	Reqd. QTY MSX 125 G	Serial No.	Parts catalogue code
1	32161-393-003	CLIP, WIRE HARNESS	1		
2	33301-K07-901	BULB, POSITION(12V 5W) (STANLEY)	1		
3	33720-K26-901	LIGHT ASSY., LICENSE(12V 5W)	1		
4	33721-K26-B00	COLLAR, LICENSE LIGHT	2		
5	33722-KWN-901	COVER COMP., LICENSE	1		
6	33728-K26-900	RUBBER, LICENSE LIGHT	1		
7	33729-MCZ-003	PACKING, LENS	1		
8	33741-KPL-902	REFLECTOR, REFLEX	1		
9	44125-MN5-000	COLLAR, FR. WHEEL COVER	3		
10	50188-K26-B00	STAY, RR. FENDER	1		
11	80100-K26-B00ZA	FENDER SET A, RR.(WL) *TYPE1*.....	1		
12	80101-K26-B00	FENDER B, RR.	1		
13	80102-K26-B00	FENDER, RR. INNER	1		
14	80110-K26-B00	FENDER A, RR.	1		
15	80124-K26-900	BAND, TOOL	1		
16	90103-K26-B00	BOLT, FLANGE, 6MM	1		
17	90117-KVG-A20	SCREW, PAN, 5X13	1		
18	90301-KWN-901	NUT, U, 5MM	3		
19	90320-MM5-000	NUT, SPRING, 6MM	1		
20	90651-KV6-003	BAND, WIRE, 165MM(BLACK)	1		
21	90677-KAN-T00	NUT, CLIP, 5MM	8		
22	93901-24480	SCREW, TAPPING, 4X16	2		
23	93903-24310	SCREW, TAPPING, 4X12	1		

3

F-34

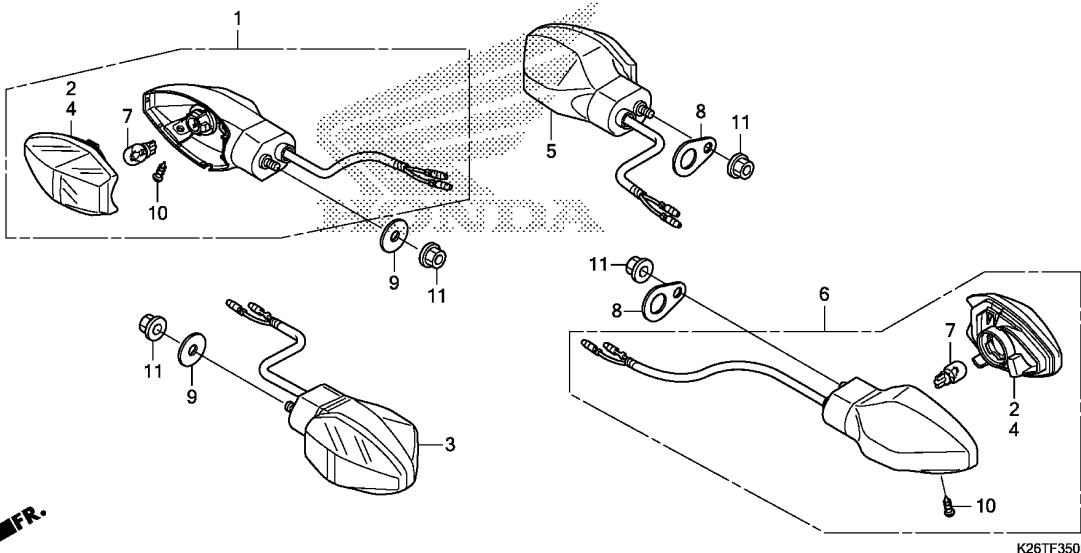
REAR FENDER

H 1



Ref. No.	Part No.	Description	Reqd. QTY	Serial No.	Parts catalogue code
			MSX 125 G		
24	93903-25380	SCREW, TAPPING, 5X16	5		
25	94103-06800	WASHER, PLAIN, 6MM	3		
26	94591-27000	CLIP, 2X70	1		
27	98200-41000	FUSE, MINI(10A)	1		
28	98200-41500	FUSE, MINI(15A)	1		

3



Ref. No.	L.O.N.	(Relative ref. Number) Description	F.R.T.
1	6161C4	WINKER :RIGHT FRONT	0.3
3	6161C3	WINKER :LEFT FRONT	0.3
	6161C5	WINKER :BOTH FRONT	0.4
5	6161C7	WINKER :RIGHT REAR	0.4
6	6161C6	WINKER :LEFT REAR	0.4
	6161C8	WINKER :BOTH REAR	0.5
7		(2,4)	
	616133	BULB, WINKER :FRONT	0.1
		.NOTE: Same time for two units	
	616139	BULB, WINKER :REAR	0.1
		.NOTE: Same time for two units	
	6161G0	BULB, WINKER :FOR 1 VEHICLE ..	0.2

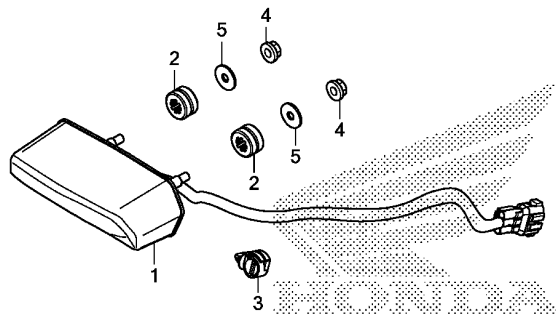
Ref. No.	Part No.	Description	Reqd. QTY	MSX 125 G	Serial No.	Parts catalogue code
1	33400-K26-B01	WINKER ASSY., R. FR.(12V 10W)	1			
2	33406-K26-B01	LENS COMP., WINKER(A)				
		(R. FR./L. RR.)	2			
3	33450-K26-B01	WINKER ASSY., L. FR.(12V 10W)	1			
4	33456-K26-B01	LENS COMP., WINKER(B)				
		(L. FR./R. RR.)	2			
5	33600-K26-B01	WINKER ASSY., R. RR.(12V 10W)	1			
6	33650-K26-B01	WINKER ASSY., L. RR.(12V 10W)	1			
7	34904-K12-901	BULB, WINKER LIGHT(12V 10W)				
		(AMBER)(STANLEY)	4			
8	50186-K26-B00	PLATE, WINKER	2			
9	90485-286-000	WASHER, 6MM	2			
10	93901-343G0	SCREW, TAPPING, 4X12	4			
11	94050-06000	NUT, FLANGE, 6MM	4			

F-36

TAILLIGHT

H 3

FR. →



K26TF3600

Ref. No.	L.O.N. (Relative ref. Number)	Description	F.R.T.
1	6161D5	TAILLIGHT UNIT	0.3

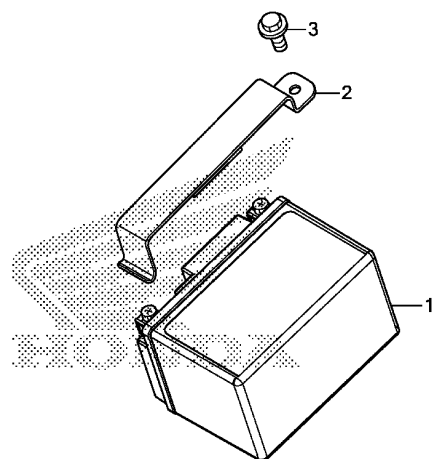
Ref. No.	Part No.	Description	Reqd. QTY MSX 125 G	Serial No.	Parts catalogue code
1	33701-K26-B01	TAILLIGHT UNIT	1		
2	77209-K26-900	RUBBER, SEAT STAY MOUNTING ..	2		
3	90683-SAO-003	CLIP, WIRE HARNESS, 25MM	1		
4	94050-06000	NUT, FLANGE, 6MM	2		
5	94103-06000	WASHER, PLAIN, 6MM	2		

3

F-37

BATTERY

H 4



FR.

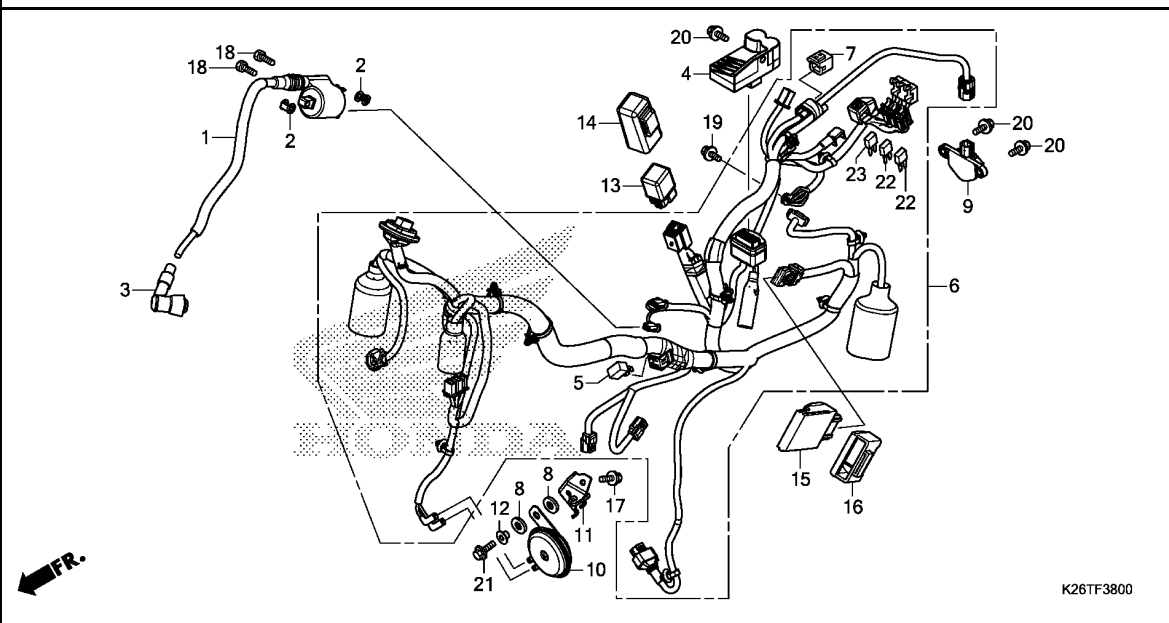
K26TF3700

Ref. No.	L.O.N.	(Relative ref. Number)	Description	F.R.T.
----------	--------	------------------------	-------------	--------

1	610100	BATTERY	0.2
---	--------	---------	-------	-----

Ref. No.	Part No.	Description	Reqd. QTY	Serial No.	Parts catalogue code
			MSX 125 G		
1	31500-KVB-T01	BATTERY (FTZ4V) (FURUKAWA)	1		
	31500-KVB-T02	BATTERY (YTZ4V) (YUASA)	1		
2	50386-K26-B00	BAND, BATTERY	1		
3	95701-06012-00	BOLT, FLANGE, 6X12	1		

3



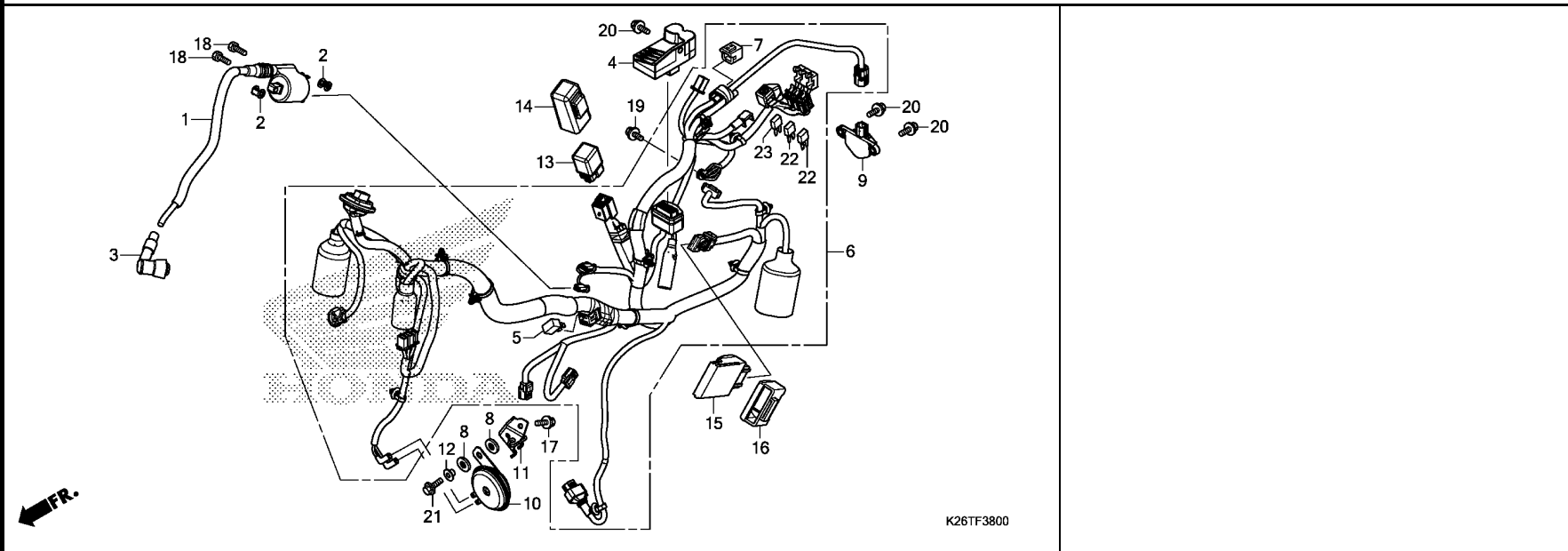
Ref. No.	L.O.N.	(Relative ref. Number) Description	F.R.T.
1	614105	COIL, IGNITION	0.5
3	6141E3	CAP, NOISE SUPPRESSOR	0.2
4	6131B2	RECTIFIER, REGULATE	0.5
5	6131B3	RECTIFIER, SILICON	0.4
6	611100	HARNESS, WIRE	1.0
9	617125	SENSOR, BANK ANGLE	0.2
10	616169	HORN	0.1
13	611155	RELAY, MAIN	0.4
15	618135	ENGINE CONTROL MODULE(ECM) ...	0.5

Ref. No.	Part No.	Description	Reqd. QTY MSX 125 G	Serial No.	Parts catalogue code
1	30510-K26-B01	COIL COMP., IGNITION	1		
2	30520-GFM-900	SPACER, IGNITION COIL	2		
3	30700-KYZ-901	CAP ASSY., NOISE SUPPRESSOR (NGK)	1		
4	31600-K26-B01	RECTIFIER COMP., REGULATOR (SHINDENGEN)	1		
5	31700-124-008	RECTIFIER ASSY., SILICON (SHINDENGEN)	1		
6	32100-K26-B00	HARNESS, WIRE	1		
7	32606-GEV-761	CAP, DUMMY(4P)(RED)	1		
8	33714-KL3-620	RUBBER, TAILLIGHT BRACKET ...	2		
9	35160-MGS-D31	SENSOR ASSY., BANK ANGLE	1		
10	38110-GET-671	HORN COMP.(HIGH)	1		
11	38111-K26-950	STAY COMP., HORN	1		
12	38117-KYZ-T00	COLLAR, HORN SETTING	1		
13	38501-GFM-901	RELAY COMP., STARTER	1		
14	38506-KYK-910	SUSPENSION, STARTER RELAY ...	1		
15	38770-K26-B01	PGM-FI UNIT	1		
16	38771-KZL-930	SUSPENSION, ENGINE CONTROL UNIT	1		
17	90105-K26-B00	BOLT, FLANGE, 6X10	1		
18	92101-06020-4J	BOLT, HEX., 6X20	2		
19	95701-06012-00	BOLT, FLANGE, 6X12	1		
20	95701-06014-00	BOLT, FLANGE, 6X14	3		
21	95701-06016-00	BOLT, FLANGE, 6X16	1		

F-38

WIRE HARNESS

H 6



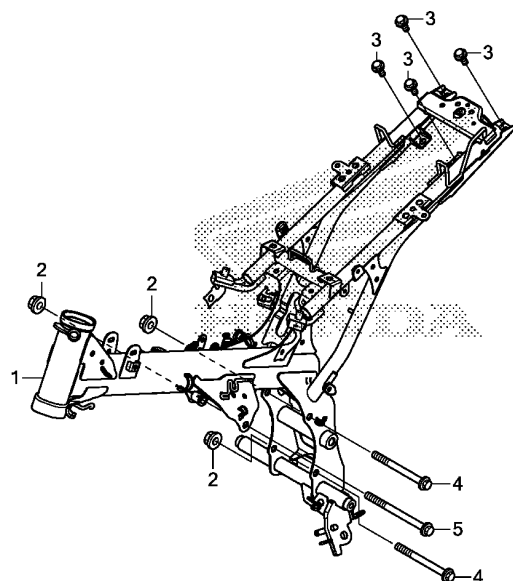
Ref. No.	Part No.	Description	Reqd. QTY		Serial No.	Parts catalogue code
			MSX	125		
22	98200-41000	FUSE, MINI (10A)	2			
23	98200-41500	FUSE, MINI (15A)	1			

3

F-39

FRAME BODY

H 7



K26TF3900

Ref. No.	L.O.N.	(Relative ref. Number) Description	F.R.T.
1	410100	BODY, FRAMEINCLUDES: Engine removal and installation	4.0

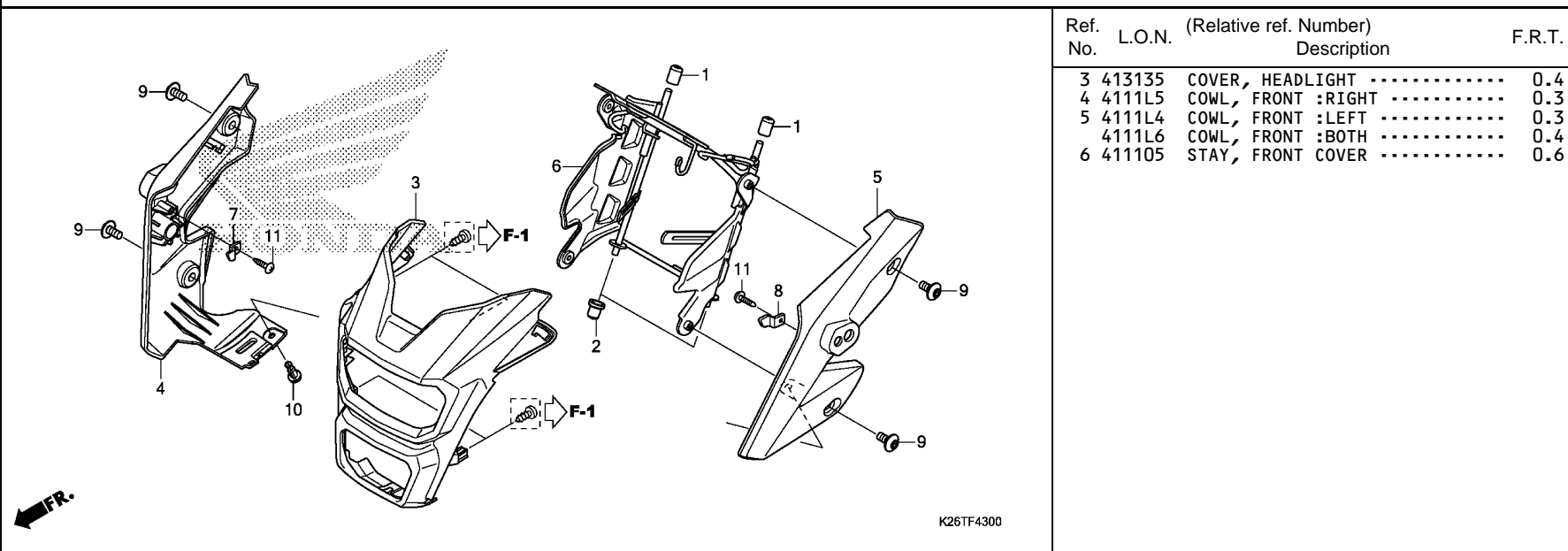
Ref. No.	Part No.	Description	Reqd. QTY MSX 125 G	Serial No.	Parts catalogue code
1	50100-K26-B00	BODY COMP., FRAME	1		
2	94050-10080	NUT, FLANGE, 10MM	3		
3	95701-08014-00	BOLT, FLANGE, 8X14	4		
4	95801-10110-08	BOLT, FLANGE, 10X110	2		
5	95801-10130-08	BOLT, FLANGE, 10X130	1		

3

F-43

HEADLIGHT COVER

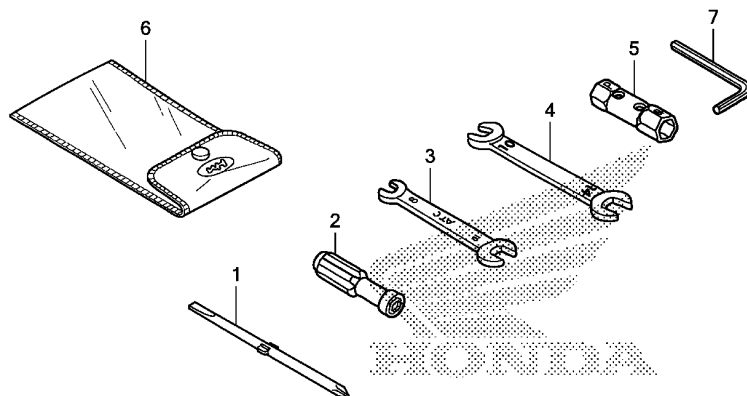
H 8



Ref. No.	L.O.N.	(Relative ref. Number) Description	F.R.T.
3	413135	COVER, HEADLIGHT	0.4
4	4111L5	COWL, FRONT :RIGHT	0.3
5	4111L4	COWL, FRONT :LEFT	0.3
	4111L6	COWL, FRONT :BOTH	0.4
6	411105	STAY, FRONT COVER	0.6

Ref. No.	Part No.	Description	Reqd. QTY	Serial No.	Parts catalogue code
			MSX 125 G		
1	61312-K26-900	BOOT, HEADLIGHT BRACKET	2		
2	61312-149-300	BOOT, HEADLIGHT BRACKET	2		
3	61321-K26-B00ZA	COVER, HEADLIGHT *NHB81M*			
		MAT VULCAN SILVER METALLIC	1		
4	61331-K26-B00ZA	COWL, R. FR. *Y196*.....LEMON ICE YELLOW	1		
	61331-K26-B00ZB	*R353P*...PEARL VALENTINE RED	1		
	61331-K26-B00ZC	*NH303M*			
		MAT AXIS GRAY METALLIC	1		
	61331-K26-B00ZE	*NHA87P*PEARL HIMALAYAS WHITE	1		
5	61332-K26-B00ZA	COWL, L. FR. *Y196*.....LEMON ICE YELLOW	1		
	61332-K26-B00ZB	*R353P*...PEARL VALENTINE RED	1		
	61332-K26-B00ZC	*NH303M*			
		MAT AXIS GRAY METALLIC	1		
	61332-K26-B00ZE	*NHA87P*PEARL HIMALAYAS WHITE	1		
6	61340-K26-B00	STAY COMP., FR. COWL	1		
7	61350-K26-B00	STAY, R. PROTECTOR	1		
8	61360-K26-B00	STAY, L. PROTECTOR	1		
9	90132-KPP-T00	SCREW, PAN, 6X10	4		
10	90683-GAZ-003	CLIP, TRIM	1		
11	93903-34310	SCREW, TAPPING, 4X12	2		

3



K26TF4800

Ref. L.O.N. (Relative ref. Number)
No. Description F.R.T.

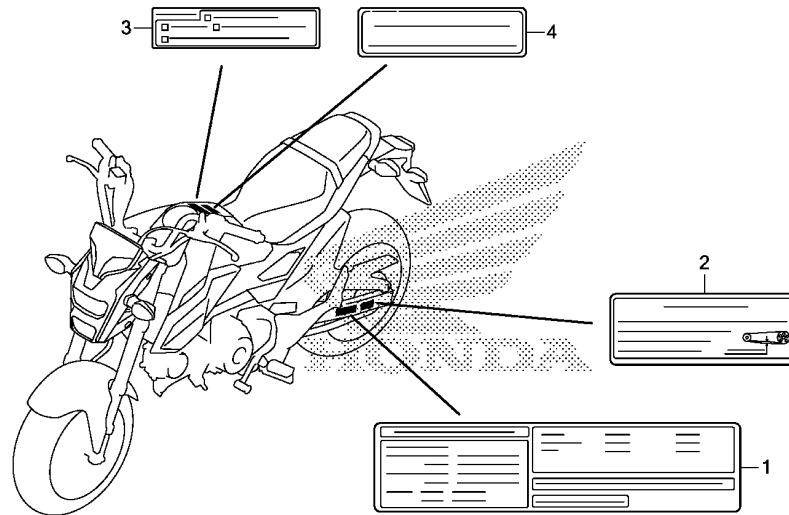
NO INFORMATION

Ref. No.	Part No.	Description	Reqd. QTY MSX 125 G	Serial No.	Parts catalogue code
1	89102-538-000	DRIVER, SCREW(NO.2 + -)	1		
2	89103-538-000	GRIP	1		
3	89211-KWW-601	SPANNER, 8X10(ATC)	(1)		
4	89211-KWW-640	SPANNER, 10X14	(1)		
5	89216-KVB-930	WRENCH, SPARK PLUG	1		
6	89219-KGH-900	BAG, TOOL, 160MM	1		
7	89221-429-000	WRENCH, HEX., 5MM	(1)		

F-49

CAUTION LABEL

H10



K26TF4900

Ref. No.	L.O.N. (Relative ref. Number)	Description	F.R.T.
----------	-------------------------------	-------------	--------

NO INFORMATION

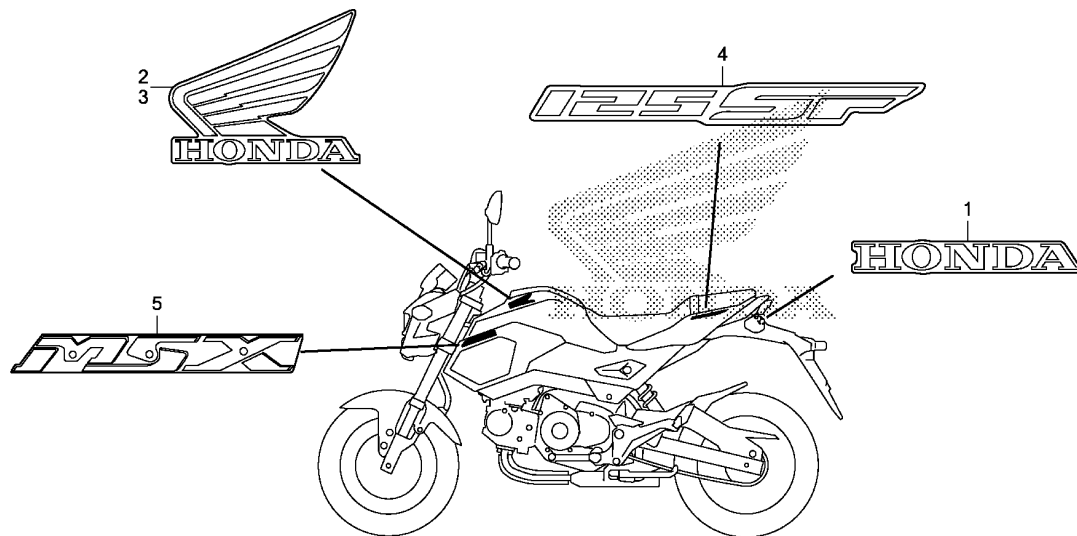
Ref. No.	Part No.	Description	Reqd. QTY MSX 125 G	Serial No.	Parts catalogue code
1	87505-K26-B00	LABEL, TIRE(THAI)	1		
2	87507-KW6-841	LABEL, DRIVE CHAIN(THAI)	1		
3	87560-KVB-900	LABEL, DRIVE CAUTION(THAI) ..	1		
4	87700-KVG-900	LABEL, HELMET INFORMATION (THAI)	1		

3

F-50

MARK

H11



K26TF5000

Ref. L.O.N. (Relative ref. Number)
No. Description F.R.T.

NO INFORMATION

Ref. No.	Part No.	Description	Reqd. QTY MSX 125 G	Serial No.	Parts catalogue code
1	86101-K26-B00ZA	MARK, HONDA (60MM) *TYPE1*.....	1		
2	86201-K26-B00ZA	MARK, R. WING (80MM) *TYPE4*.....	1		
	86201-K26-B00ZB	*TYPE3*.....	1		
	86201-K26-B00ZC	*TYPE2*.....	1		
	86201-K26-B00ZD	*TYPE1*.....	1		
3	86202-K26-B00ZA	MARK, L. WING (80MM) *TYPE4*.....	1		
	86202-K26-B00ZB	*TYPE3*.....	1		
	86202-K26-B00ZC	*TYPE2*.....	1		
	86202-K26-B00ZD	*TYPE1*.....	1		
4	86771-K26-B00ZA	MARK (125 SF) *TYPE4*.....	2		
	86771-K26-B00ZB	*TYPE3*.....	2		
	86771-K26-B00ZC	*TYPE2*.....	2		
	86771-K26-B00ZD	*TYPE1*.....	2		
5	86831-K26-B00ZA	MARK, SIDE COVER *TYPE1*.....	2		

3

PART NO. INDEX

11

Part Number	Address	Page	Ref.	Part Number	Address	Page	Ref.	Part Number	Address	Page	Ref.	Part Number	Address	Page	Ref.	Part Number	Address	Page	Ref.
06000				14000				17130-K26-900	D1	25	12	23124-K26-900	D14	38	7	31200-KPW-901	D11	35	1
06410-KWB-600	F15	58	1	14100-KYZ-902	D3	27	2	17210-K26-900	G9	68	2	23125-KPG-T00	D14	38	8	31201-KPW-901	D11	35	2
06431-MA3-405	F14	57	1	14321-KYZ-900	D4	28	1	17214-K26-900	G9	68	3	23211-KPH-900	D16	40	1	31204-KG8-004	D11	35	3
06435-K26-901	F14	57	2	14401-K26-B01	D4	28	2	17215-K26-900	G9	68	4	23221-KPH-900	D16	40	2	31205-KPW-901	D11	35	4
06451-GE2-405	F10	53	1	14401-KYZ-T01	D4	28	2	17225-K26-901	G9	68	5	23415-KPH-900	D16	40	3	31206-KPW-901	D11	35	5
06455-KPP-902	F10	53	2	14430-KYZ-900	D3	27	3	17227-KPK-900	G9	68	6	23421-KPH-900	D16	40	4	31207-MBE-008	D11	35	6
				14440-KYZ-901	D3	27	4	17234-KCW-871	G9	68	7	23431-KPH-700	D16	40	5	31500-KVB-T01	H4	79	1
				14451-KTC-900	D3	27	5	17235-K26-900	G9	68	8	23441-KPH-900	D16	40	6	31500-KVB-T02	H4	79	1
11000				14452-KTC-900	D3	27	6	17241-K26-900	G9	68	9	23451-KPH-700	D16	40	7	31600-K26-B01	H5	80	4
11100-K26-305	D13	37	1	14500-K26-900	D4	28	3	17254-K26-900	G9	68	10	23461-KPH-900	D16	40	8	31700-124-008	H5	80	5
11133-KYZ-900	D13	37	2	14531-KYZ-900	D4	28	4	17412-K26-B00	G1	60	4	23471-KPH-700	D16	40	9	31916-KPH-901	D1	25	13
11200-K26-900	D13	37	3	14541-GB4-681	D4	28	5	17517-GGL-J00	G1	60	5	23481-KPH-700	D16	40	10	31917-KPH-901	D1	25	13
11215-KYZ-900	D13	37	4	14550-KRS-691	D4	28	6	17518-GGL-J00	G1	60	6	23801-K26-900	D16	40	11	31926-KPH-901	D1	25	13
11216-KYZ-900	D13	37	5	14566-086-030	D4	28	7	17520-K26-B00	G1	60	7	23802-GN5-910	D16	40	12	31927-KPH-901	D1	25	13
11218-KYZ-900	D13	37	6	14610-KWB-600	D4	28	8	17531-K26-B00	G1	60	8	23911-KPG-T00	D16	40	13				
11330-K26-900	D6	30	1	14615-KFL-850	D4	28	9	17560-K26-900	E3	43	8					32000			
11341-KYZ-T00	D9	33	1	14670-KYZ-900	D4	28	10	17570-K26-B01	E3	43	9	24000				32100-K26-B00	H5	80	6
11346-KTR-940	D6	30	2	14675-KYZ-900	D4	28	11	17572-GHB-601	G1	60	9	24211-KPH-900	E2	42	1	32101-K26-B00	F1	44	1
	D9	33	2	14711-KYZ-900	D3	27	7	17575-K26-B00	G1	60	10	24212-KPH-900	E2	42	2	32102-K26-B01	F1	44	2
11360-K26-B00	D9	33	3	14721-KPH-880	D3	27	8	17614-K26-900	G1	60	11	24241-KPH-900	E2	42	3	32161-393-003	G16	75	1
11370-K26-B00	D6	30	3	14751-KYZ-900	D3	27	9	17615-K26-900	G1	60	12	24301-KPG-T00	E2	42	4	32410-K26-900	D11	35	7
11394-KYZ-900	D6	30	4	14771-GB4-680	D3	27	10	17620-K26-B01	G1	60	13	24410-K26-900	E2	42	5	32606-GEV-761	H5	80	7
11395-KPH-901	D9	33	4	14775-KVY-900	D3	27	11	17910-K26-B00	F4	47	1	24421-KPH-900	E2	42	6	32906-KWB-600	D6	30	9
				14781-MA6-000	D3	27	12	17920-K26-B00	F4	47	2	24430-KPH-901	E2	42	7				
12000				15000				18000				24435-K26-900	E2	42	8	33000			
12100-K26-900	D5	29	1	15021-GF6-000	D12	36	1	18240-K26-B00	G10	69	1	24610-K26-900	E2	42	9	33100-K26-B01	F1	44	3
12191-KYZ-900	D5	29	2	15100-KTM-D20	D12	36	2	18291-GE2-920	G10	69	2	24639-KPG-T00	E2	42	10	33101-K26-901	F1	44	4
12200-K26-901	D1	25	1	15133-KTM-D20	D12	36	3	18293-MCA-A20	G10	69	3	24641-KPH-900	E2	42	11	33105-K26-B01	F1	44	5
12204-KYZ-P00	D1	25	2	15341-KPH-900	D14	38	6	18300-K26-B00	G10	69	4	24652-KPH-900	E2	42	12	33116-KPP-T01	F1	44	6
12206-KPL-900	D1	25	3	15421-KSP-910	D12	36	4	18345-MBT-610	G10	69	5	24700-K26-B00	G11	70	1	33301-K07-901	G16	75	2
12209-GB4-681	D3	27	1	15431-K26-900	D7	31	1	18355-K26-B00	G10	69	6	24701-K26-B00	G11	70	2	33400-K26-B01	H2	77	1
12211-KPH-900	D1	25	4	15439-K26-901	D7	31	2	18421-K26-B00	G10	69	7	24703-KGH-900	G11	70	3	33406-K26-B01	H2	77	2
12251-KYZ-901	D1	25	5	15441-K26-900	D7	31	3	18422-K26-900	G10	69	8	24711-K26-900	G11	70	4	33450-K26-B01	H2	77	3
12341-K26-900	D1	25	6	15651-K26-900	D6	30	5					24720-K26-900	G11	70	5	33456-K26-B01	H2	77	4
12361-K26-900	D1	25	7	15661-K26-900	D7	31	4	22000				24721-K26-900	G11	70	6	33600-K26-B01	H2	77	5
				15761-K26-900	G9	68	1	22100-KPG-T00	D7	31	5	24781-KR3-770	G11	70	7	33650-K26-B01	H2	77	6
13000				16000				22115-KPH-900	D7	31	6					33701-K26-B01	H3	78	1
13000-K26-B00	D14	38	1	16016-K03-H11	E3	43	1	22116-KPG-T00	D7	31	7	28000				33714-KL3-620	H5	80	8
13011-KYZ-900	D14	38	2	16075-KYZ-711	E3	43	2	22120-KPG-T00	D7	31	8	28110-K26-900	D8	32	1	33720-K26-901	G16	75	3
13012-KYZ-900	D14	38	2	16157-K26-B00	D1	25	8	22201-KPG-T00	D7	31	9	28120-KPH-701	D8	32	2	33721-K26-B00	G16	75	4
13021-KYZ-900	D14	38	2	16169-K26-901	E3	43	3	22205-KPG-T00	D7	31	10	28131-KYZ-901	D8	32	3	33722-KWN-901	G16	75	5
13031-KYZ-900	D14	38	2	16400-K26-B01	E3	43	4	22321-KE8-000	D7	31	11	28132-KPH-900	D8	32	4	33728-K26-900	G16	75	6
13032-KYZ-900	D14	38	2	16410-K26-B01	E3	43	5	22350-KPG-T00	D7	31	12	28133-KPH-900	D8	32	5	33729-MCZ-003	G16	75	7
13041-KYZ-900	D14	38	2	16450-K03-H11	E3	43	6	22361-KPG-T00	D7	31	13	28333-300-000	G12	71	1	33741-KPL-902	G16	75	8
13042-KYZ-900	D14	38	2	16472-KPC-D50	E3	43	7	22401-KPH-900	D7	31	14					34000			
13051-KYZ-900	D14	38	2	16700-K26-B01	G1	60	1	22810-K26-900	D6	30	6	30000				34904-K12-901	H2	77	7
13052-KYZ-900	D14	38	2	16706-KVB-S51	G1	60	2	22815-166-000	D6	30	7	30510-K26-B01	H5	80	1	35000			
13101-KYZ-900	D14	38	3	16707-KZV-T01	G1	60	3	22821-K26-900	D6	30	8	30520-GFM-900	H5	80	2	35010-K26-B00	F6	49	1
13102-KYZ-900	D14	38	3					22847-K26-900	D7	31	15	30700-KYZ-901	H5	80	3	35100-K26-B01	F6	49	2
13103-KYZ-900	D14	38	3					22870-K26-B00	F4	47	3					35105-K26-900	F6	49	3
13104-KYZ-900	D14	38	3	17000				23000				31000				35121-MN9-611	F6	49	4
13105-KYZ-900	D14	38	3	17111-K26-900	D1	25	9	23121-K26-900	D14	38	7	31110-K26-B01	D10	34	1	35130-K26-B01	F4	47	4
13111-087-000	D14	38	4	17119-K26-900	D1	25	10	23122-K26-900	D14	38	7	31120-K26-B01	D10	34	2	35152-KRY-970	F4	47	5
13115-GN5-910	D14	38	5	17120-K26-900	D1	25	11	23123-K26-900	D14	38	7								

4

PART NO. INDEX

12

Part Number	Address	Page	Ref.	Part Number	Address	Page	Ref.	Part Number	Address	Page	Ref.	Part Number	Address	Page	Ref.	Part Number	Address	Page	Ref.
35160-MGS-D31	H5	80	9	42311-K26-900	F15	58	5	45203-MCC-006	F14	57	13	51490-KRM-852	F9	52	10	64000			
35200-K26-B01	F4	47	6	42312-K26-900	F15	58	6	45215-KPH-951	F10	53	11	51500-K26-B01	F9	52	11				
35330-KYJ-901	F4	47	7	42615-K26-B00	F15	58	7	45216-166-006	F10	53	12	51517-K20-T21	F9	52	12	64450-K26-B00	G3	62	1
35340-MGS-D31	F5	48	1	42620-K26-900	F15	58	8	45218-MAJ-G41	F14	57	14	51525-K26-B01	F9	52	13	64460-K26-B00	G1	60	16
35350-K26-902	G11	70	9	42650-K26-B00	F15	58	9	45250-K26-B01	F10	53	13								
35357-K26-900	G11	70	10	42653-001-004	F15	58	10	45251-KWB-602	F11	54	7	52000				75000			
35751-KPH-900	E2	42	14	42711-K26-B00	F15	58	11	45290-KPH-951	F10	53	14								
35752-KPH-900	E2	42	15	42711-K26-B10	F15	58	11	45504-410-003	F5	48	3	52170-K26-900	G14	73	7	75581-673-000	G5	64	1
35759-K26-901	D13	37	7	42753-KJ9-004	F11	54	1	45510-K26-901	F5	48	4	52200-K26-900	G14	73	8				
					F15	58	12	45512-MA6-006	F5	48	5	52400-K26-901	G15	74	1	77000			
36000								45513-HA2-006	F5	48	6								
								45517-166-006	F5	48	7	53000				77160-K26-B00	G5	64	2
36532-K26-B01	D1	25	14	43000				45517-KCW-870	F4	47	8					77200-K26-B00ZA	G5	64	3
36535-K26-B00	D1	25	15	43108-KSP-B51	F14	57	3	45520-GE2-006	F5	48	8	53100-K26-B00	F6	49	5	77205-MFE-670	G5	64	4
				43112-KZZ-901	F14	57	4	45520-GW0-911	F12	55	12	53102-K26-900	F6	49	6	77206-KPK-900	G5	64	5
37000				43150-K26-B01	F14	57	5	45521-GW0-911	F12	55	13	53131-K20-900ZC	F6	49	7	77206-KPP-T00	G5	64	6
				43155-K26-900	F12	55	1	45521-K21-901	F5	48	9	53132-K26-900	F6	49	8	77209-K26-900	H3	78	2
37100-K26-B01	F2	45	1	43190-K26-901	F14	57	6	45530-471-831	F5	48	10	53133-K26-900	F6	49	9	77210-K26-B00ZA	G6	65	1
37104-MGZ-D00	F2	45	2	43215-KGH-901	F14	57	7					53140-KYJ-900	F4	47	9	77210-K26-B00ZB	G6	65	1
37130-K26-B01	F2	45	3	43251-K26-900	F15	58	13	46000				53166-KYJ-900	F4	47	10	77210-K26-B00ZC	G6	65	1
37215-KZZ-900	F2	45	4	43310-K26-B01	F12	55	2					53172-402-700	F4	47	11	77210-K26-B00ZD	G6	65	1
37500-K26-B01	F2	45	5	43352-568-003	F10	53	3	46182-MEL-D21	F12	55	14	53172-KYJ-900	F4	47	12	77215-K26-B00ZA	G6	65	2
37610-K26-901	F2	45	6		F14	57	8	46500-K26-900	G11	70	11	53175-K26-901	F5	48	11	77215-K26-B00ZF	G6	65	2
37620-K26-901	F2	45	7	43353-461-771	F10	53	4	46504-KV6-702	F12	55	15	53178-KV0-000	F4	47	13	77215-K26-B00ZG	G6	65	2
37700-K26-901	D13	37	8		F14	57	9	46513-KPP-900	G11	70	12	53192-268-000	F4	47	14	77215-K26-B00ZH	G6	65	2
37750-K16-A21	D5	29	3	43503-MR7-006	F12	55	3					53211-268-010	F7	50	4	77215-KW7-900	G5	64	7
37751-K26-900	D5	29	4	43504-MB2-006	F12	55	4	50000				53212-200-000	F7	50	5	77220-K26-B00ZA	G6	65	3
37800-K26-B01	G1	60	14	43510-K26-B01	F12	55	5					53214-200-000	F7	50	6	77220-K26-B00ZB	G6	65	3
				43511-KW7-881	F12	55	6	50100-K26-B00	H7	82	1	53215-200-000	F7	50	7	77220-K26-B00ZC	G6	65	3
38000				43512-K26-901	F12	55	7	50186-K26-B00	H2	77	8	53215-KTR-900	F7	50	8	77220-K26-B00ZD	G6	65	3
				43513-KTY-C01	F12	55	8	50188-K26-B00	G16	75	10	53219-K26-900	F7	50	9	77225-K26-B00ZA	G6	65	4
38110-GET-671	H5	80	10	43514-KS6-701	F12	55	9	50301-KTR-900	F7	50	3	53220-KE8-010	F7	50	10	77225-K26-B00ZB	G6	65	4
38111-K26-950	H5	80	11	43520-MJ6-315	F12	55	10	50386-K26-B00	H4	79	2	53300-K26-900	F6	49	10	77225-K26-B00ZC	G6	65	4
38112-K26-900	F7	50	1	43530-KV3-831	F12	55	11	50530-K26-B00	G13	72	1					77225-K26-B00ZD	G6	65	4
38117-KYZ-T00	H5	80	12					50600-K26-B00	G12	71	2	61000				77230-K26-B00ZA	G6	65	5
38300-K31-901	F1	44	7	44000				50612-MM5-000	G12	71	3					77234-KRJ-900	G5	64	8
38501-GFM-901	H5	80	13					50617-445-840	G12	71	4	61100-K26-B00ZA	F8	51	2	77239-KVB-900	G5	64	9
38506-KYK-910	H5	80	14	44125-MN5-000	G16	75	9	50619-MM5-000	G12	71	5	61100-K26-B00ZB	F8	51	2	77240-K26-B00	G5	64	10
38581-K26-B00	G1	60	15	44301-K26-900	F11	54	2	50639-ML0-010	G12	71	6	61100-K26-B00ZC	F8	51	2	77582-K26-900	G5	64	11
38770-K26-B01	H5	80	15	44311-K26-900	F11	54	3	50642-MM5-000	G12	71	7	61100-K26-B00ZD	F8	51	2				
38771-KZL-930	H5	80	16	44620-K26-900	F11	54	4	50644-445-840	G12	71	8	61101-KZZ-900	F8	51	3	80000			
				44650-K26-B00	F11	54	5	50661-KYJ-900	G12	71	9	61103-KRY-900	F8	51	4				
40000				44711-K26-B00	F11	54	6	50700-K26-B00	G12	71	10	61105-KRY-900	F8	51	5	80100-K26-B00ZA	G16	75	11
				44711-K26-B10	F11	54	6	50718-MEE-000	G12	71	11	61312-149-300	H8	83	2	80101-K26-B00	G16	75	12
40510-K26-B00	G14	73	1					50720-KT7-761	G12	71	12	61312-K26-900	H8	83	1	80102-K26-B00	G16	75	13
40530-K26-901	G14	73	2	45000				50730-KT7-761	G12	71	13	61321-K26-B00ZA	H8	83	3	80110-K26-B00	G16	75	14
40531-KWV-003	G14	73	3									61331-K26-B00ZA	H8	83	4	80124-K26-900	G16	75	15
40543-K26-900	G14	73	4	45107-GE2-006	F10	53	5	51000				61331-K26-B00ZB	H8	83	4				
40546-K26-900	G14	73	5	45108-KPH-951	F10	53	6					61331-K26-B00ZC	H8	83	4	81000			
				45111-MAJ-G41	F10	53	7	51400-K26-B01	F9	52	1	61331-K26-B00ZE	H8	83	4				
41000					F14	57	10	51410-K26-901	F9	52	2	61332-K26-B00ZA	H8	83	5	81257-K26-B00	G1	60	17
				45125-K26-B01	F5	48	2	51410-K26-B01	F9	52	2	61332-K26-B00ZB	H8	83	5	81257-KWC-900	G7	66	1
41200-K26-901	F15	58	2	45131-GZ0-006	F10	53	8	51412-KK4-003	F9	52	3	61332-K26-B00ZC	H8	83	5	81312-KPH-900	G1	60	18
				45132-166-016	F10	53	9	51414-K20-901	F9	52	4	61332-K26-B00ZE	H8	83	5				
42000					F14	57	11	51415-K20-901	F9	52	5	61340-K26-B00	H8	83	6	83000			
				45133-MA3-006	F10	53	10	51419-K20-T21	F9	52	6	61350-K26-B00	H8	83	7				
42301-K26-900	F15	58	3		F14	57	12	51425-K26-B01	F9	52	7	61360-K26-B00	H8	83	8	83450-K26-B00ZA	G3	62	2
	G14	73	6	45156-K26-900	F7	50	2	51438-K20-901	F9	52	8					83450-K26-B00ZB	G3	62	2
42303-KWB-600	F15	58	4	45157-K26-900	F8	51	1	51458-K20-901	F9	52	9					83450-K26-B00ZC	G3	62	2

PART NO. INDEX

13

Part Number	Address	Page	Ref.	Part Number	Address	Page	Ref.	Part Number	Address	Page	Ref.	Part Number	Address	Page	Ref.	Part Number	Address	Page	Ref.
83450-K26-B00ZD G3		62	2	87700-KVG-900 H10		85	4	90113-KTA-920 G10		69	9	90443-KTM-970 D1		25	19	91301-GGL-J01 E3		43	11
83460-K26-B00ZA G3		62	3					90114-KGH-900 F5		48	13	90443-MB0-000 D5		29	6	91301-PH8-005 D1		25	21
83460-K26-B00ZB G3		62	3	88000				90115-KWW-620 G3		62	8	90452-KGH-900 D16		40	17	91303-377-000 D9		33	9
83460-K26-B00ZC G3		62	3					90115-MV9-000 G12		71	14	90461-115-000 D16		40	18	91304-KPH-700 D2		26	22
83460-K26-B00ZD G3		62	3	88119-KWW-640 F3		46	1	90116-KVB-900 G9		68	12	90461-GB4-770 D16		40	19	91305-K26-900 D6		30	13
83480-K26-B00ZA G3		62	4	88210-K26-B00 F3		46	2	90116-MCS-600 G3		62	9	90463-ML7-000 D4		28	15	91307-KRM-840 D6		30	14
83480-K26-B00ZB G3		62	4					90117-KVG-A20 G5		64	14	90475-KWB-600 D4		28	16	91309-425-003 D11		35	9
83480-K26-B00ZC G3		62	4	89000				G16		75	17	90485-286-000 H2		77	9	91320-MB0-000 D11		35	10
83480-K26-B00ZD G3		62	4					90120-MJE-D00 G1		60	20	90502-155-000 G11		70	13	91356-KWV-000 D9		33	10
83490-K26-B00ZA G3		62	5	89012-KZL-930 G5		64	13	90122-KWB-600 G14		73	10	90503-KGA-900 F6		49	18	91372-KPH-900 D2		26	23
83490-K26-B00ZB G3		62	5	89102-538-000 H9		84	1	90123-K20-T21 F9		52	14	90504-K26-900 F15		58	18	91456-371-770 F6		49	20
83490-K26-B00ZC G3		62	5	89103-538-000 H9		84	2	90123-K26-900 G15		74	2	90535-K26-900 F6		49	19	91504-SL0-003 D1		25	20
83490-K26-B00ZD G3		62	5	89211-KWW-601 H9		84	3	90128-KWB-600 F15		58	15	90544-KF0-000 D4		28	17				
83512-KZZ-900 G7		66	2	89211-KWW-640 H9		84	4	90130-K26-900 F8		51	7	90545-300-000 F5		48	15	92000			
83530-K26-B00ZA G7		66	3	89216-KVB-930 H9		84	5	90130-KYJ-900 F8		51	6	F12		55	19				
83540-K26-B00ZA G7		66	4	89219-KGH-900 H9		84	6	90131-KGH-900 F10		53	15	90556-MB4-000 G14		73	13	92101-06010-0A D16		40	23
83545-K26-B00ZA G7		66	5	89221-429-000 H9		84	7	90132-KPP-T00 H8		83	9	90557-230-000 G11		70	14	92101-06020-4J H5		80	18
83545-K26-B00ZB G7		66	5					90133-KPP-T00 G8		67	16	90601-001-000 D16		40	20	92501-08008-0A G12		71	15
83545-K26-B00ZC G7		66	5	90000				90134-KPP-T00 G8		67	17	90601-354-000 F9		52	16	92800-12000 D13		37	14
83545-K26-B00ZD G7		66	5					90136-428-870 G1		60	21	90601-KAF-003 G11		70	15	92900-08028-0E D2		26	24
83551-300-000 G1		60	19	90001-K26-900 E3		43	10	90140-KZZ-901 F12		55	17	90605-200-000 D16		40	21				
83551-GE2-000 G7		66	6	90004-GHB-620 D1		25	16	90145-KPH-B30 F5		48	14	90650-KW3-000 F4		47	18	93000			
83555-K26-B00ZA G7		66	7	D5		29	5	F12		55	18	90651-KV6-003 G16		75	20				
83555-K26-B00ZB G7		66	7	90004-GHB-640 D13		37	9	90160-K26-900 F6		49	13	90651-MA5-671 F5		48	16	93301-05012-0J D12		36	7
83555-K26-B00ZC G7		66	7	90005-K26-B00 D6		30	10	90164-028-000 F6		49	14	90652-KSJ-A21 G1		60	23	93414-05025-08 D2		26	25
83555-K26-B00ZD G7		66	7	90005-MGZ-J00 D1		25	16	90191-K47-N41 F6		49	15	90666-K59-A11 G4		63	11	93600-04012-1G F5		48	17
83556-K26-B00 G5		64	12	D5		29	5	90191-KWB-600 F6		49	15	G8		67	18	93892-05012-18 E3		43	12
83560-K26-B00 G3		62	6	90012-KWB-600 D3		27	13	90203-KVB-900 G13		72	3	90677-KAN-T00 G4		63	12	93892-05020-07 F4		47	19
83580-K26-B00ZA G7		66	8	90013-GHB-660 F4		47	15	90206-001-000 D3		27	14	G5		64	15	93893-04012-17 F5		48	18
83585-K26-B00ZA G7		66	9	F5		48	12	90231-087-010 D7		31	17	G16		75	21	F12		55	21
83590-K26-B00ZA G8		67	10	90022-MG8-000 E2		42	16	90231-KM7-700 D7		31	18	90683-GAZ-003 H8		83	10	93901-24480 G16		75	22
83595-K26-B00ZA G8		67	11	90031-KPH-900 D13		37	10	90301-KWN-901 G16		75	18	90683-SA0-003 H3		78	3	93901-25110 G14		73	14
83601-MB0-000 G9		68	11	90031-KYZ-900 D13		37	11	90301-KWW-640 F3		46	4	90684-ZA0-601 D9		33	7	93901-34360 H2		77	10
83680-K26-B00 G8		67	12	90032-KW3-008 F2		45	8	90301-MB9-950 F9		52	15	90702-KFM-900 D6		30	11	93903-22420 F2		45	9
83690-K26-B00 G8		67	13	90050-KPH-900 D7		31	16	90302-KBP-900 G14		73	11	D9		33	8	93903-24210 G8		67	19
				90071-MB0-000 D11		35	8	90302-KWW-A00 G1		60	22	D12		36	5	93903-24310 G16		75	23
86000				90081-035-000 D4		28	12	G3		62	10	90741-003-010 D14		38	9	93903-24380 G4		63	13
				90082-KWW-740 D4		28	13	90304-KGH-901 G15		74	3	90741-KGH-900 D14		38	10	93903-25380 H1		76	24
86101-K26-B00ZA H11		86	1	90084-KWA-930 D9		33	5	90304-KPG-901 F6		49	16	90753-051-003 F15		58	19	93903-25580 G9		68	13
86150-KPG-901 F6		49	11	90085-413-781 D8		32	6	90304-KPH-700 G10		69	10					93903-34310 G6		65	9
86201-K26-B00ZA H11		86	2	90087-KTR-A00 D9		33	6	90305-KGH-900 F6		49	17	91000				H8		83	11
86201-K26-B00ZB H11		86	2	90101-GJ6-000 F1		44	8	90306-KGH-901 F11		54	9					93903-34380 G4		63	14
86201-K26-B00ZC H11		86	2	90101-K26-B00 F12		55	16	F15		58	16	91001-KWS-901 D15		39	11	93903-35220 F1		44	10
86201-K26-B00ZD H11		86	2	90101-KWW-640 F3		46	3	G14		73	12	91007-KPH-901 D6		30	12	93913-142J0 F1		44	11
86202-K26-B00ZA H11		86	3	90102-K26-B00 G14		73	9	90307-GJ6-003 F1		44	9	91011-KWW-741 D8		32	7	93913-25380 F2		45	10
86202-K26-B00ZB H11		86	3	90103-K26-B00 G16		75	16	90309-KPH-971 F15		58	17	91053-K03-H01 F11		54	10				
86202-K26-B00ZC H11		86	3	90104-K26-B00 G3		62	7	90320-MM5-000 G16		75	19	F15		58	20	94000			
86202-K26-B00ZD H11		86	3	G6		65	7	90321-315-670 F4		47	17	91053-K03-H02 F11		54	10				
86771-K26-B00ZA H11		86	4	G8		67	14	90403-KPH-900 D7		31	19	F15		58	20	94001-06000-0S G14		73	15
86771-K26-B00ZB H11		86	4	90104-KPH-900 G6		65	6	90404-KWB-600 D4		28	14	91054-K03-H01 F16		59	21	94002-08000-0S F4		47	20
86771-K26-B00ZC H11		86	4	90105-K26-B00 H5		80	17	90407-259-000 D13		37	12	91054-K03-H03 F16		59	21	F13		56	22
86771-K26-B00ZD H11		86	4	90105-KGH-900 F11		54	8	90412-187-000 D16		40	14	91105-KTM-970 D12		36	6	94021-06070-0S F8		51	8
86831-K26-B00ZA H11		86	5	F15		58	14	90412-KPH-900 D16		40	15	91105-KYZ-901 D3		27	15	94030-08000 F4		47	21
				90106-K26-B00 F7		50	11	90432-KPT-A00 D7		31	20	91204-KPH-901 D16		40	22	94050-06000 F4		47	22
87000				90107-GN1-010 G13		72	2	90435-HB3-000 E2		42	17	91208-KPH-901 D13		37	13	F5		48	19
				90107-KPP-860 F6		49	12	90439-KWZ-900 D10		34	3	F12		55	20	G1		60	24
87505-K26-B00 H10		85	1	90111-162-000 G6		65	8	90441-286-000 D1		25	17	91251-KGH-902 F16		59	22	H2		77	11
87507-KW6-841 H10		85	2	G8		67	15	90441-KRM-840 D16		40	16	91252-KGH-902 F11		54	11	H3		78	4
87560-KVB-900 H10		85	3	F4		47	16	90441-ME9-000 D1		25	18	91254-GAA-003 F9		52	17	94050-08000 G10		69	11

4

PART NO. INDEX

I 4

Part Number	Address	Page	Ref.	Part Number	Address	Page	Ref.	Part Number	Address	Page	Ref.	Part Number	Address	Page	Ref.	Part Number	Address	Page	Ref.
94050-10080	H7	82	2	96000															
94050-12000	D10	34	4																
94101-06000	G12	71	16	96001-06008-02	G10	69	15												
94101-06200	G10	69	12	96001-06010-00	F13	56	26												
94102-08000	G12	71	17	96001-06012-00	F7	50	12												
94103-05700	F2	45	11	96001-06016-00	D10	34	5												
94103-06000	H3	78	5	96001-06020-00	D2	26	28												
94103-06800	H1	76	25		E3	43	13												
94103-08200	G10	69	13	96001-06022-00	D10	34	6												
94201-16120	G12	71	18	96001-06025-00	D9	33	11												
94201-20120	F13	56	23	96001-06028-00	D9	33	12												
	G11	70	16	96001-06035-00	D9	33	13												
94201-20150	G12	71	19	96001-06040-00	D6	30	15												
94301-10120	D5	29	7	96001-06060-00	D13	37	18												
	D13	37	15	96001-06090-00	D2	26	29												
94303-03050	D15	39	12	96100-60010-00	D16	40	25												
94511-15000	G11	70	17	96100-62000-00	D7	31	23												
94540-06018	D12	36	8	96100-62010-00	E1	41	26												
94591-27000	H1	76	26	96100-62030-00	E1	41	27												
				96211-08000	G12	71	23												
95000				96220-30085	E2	42	18												
				96220-40238	D12	36	6												
95001-45600-40	G2	61	25	96300-08016-04	G10	69	16												
95002-02080	G2	61	26	96300-08025-04	G10	69	17												
95002-41300-08	G9	68	14	96600-06016-00	E2	42	19												
95002-80000	G9	68	15	96600-08025-00	F7	50	13												
95005-35530-20	G2	61	27	96700-08035-00	F6	49	21												
95005-80350-20	G2	61	28																
95011-62000	G13	72	4	98000															
95014-72102	G13	72	5																
95015-54000	F13	56	24	98200-41000	H1	76	27												
95015-83000	G12	71	20		H6	81	22												
95701-06012-00	D2	26	26	98200-41500	H1	76	28												
	G2	61	29		H6	81	23												
	H4	79	3																
	H5	80	19																
95701-06014-00	D7	31	21																
	D13	37	16																
	D16	40	24																
	F13	56	25																
	H5	80	20																
95701-06016-00	D7	31	22																
	H5	80	21																
95701-06018-00	D4	28	18																
	D13	37	17																
95701-06020-00	G11	70	18																
95701-06025-00	D11	35	11																
95701-06030-00	D2	26	27																
95701-06035-00	D12	36	9																
95701-06060-00	G2	61	30																
95701-08014-00	H7	82	3																
95701-08025-00	D4	28	19																
95701-08030-00	G12	71	21																
95701-08035-00	G12	71	22																
95701-08045-02	G10	69	14																
95801-06012-00	G5	64	16																
95801-06014-00	G2	61	31																
95801-10110-08	H7	82	4																
95801-10130-08	H7	82	5																

J 1

5

PART NAME INDEX

J 2

Part name	Address	Page	Ref.	Part name	Address	Page	Ref.	Part name	Address	Page	Ref.
CAP, SOCKET BOLT	F6	49	20	COLLAR, STARTER REDUCTION	D8	32	5	DIAPHRAGM	F5	48	8
CAP, SWINGARM END	G14	73	5	CONNECTOR	F12	55	3	DISK B, CLUTCH FRICTION	F12	55	12
CASE ASSY., UNDER	F2	45	7	CONTACT ASSY., NEUTRAL SWITCH	D13	37	7	DISK, CLUTCH FRICTION	D7	31	10
CASE ASSY., UPPER	F2	45	6	COTTER, VALVE	D3	27	12	DISK, FR. BRAKE	D7	31	9
CASE SUB ASSY., AIR CLEANER ..	G9	68	5	COUNTERSHAFT	D16	40	2	DISK, RR. BRAKE	F11	54	7
CASE, DRIVE CHAIN	G14	73	1	COVER	F2	45	5	DISK, RR. BRAKE	F15	58	13
CENTER COMP., CLUTCH	D7	31	8	COVER COMP., LICENSE	G16	75	5	DOWEL PIN, 10X12	D5	29	7
CHAIN, CAM	D4	28	2	COVER COMP., L. RR.	D9	33	3	DOWEL PIN, 3X5	D13	37	15
CHAIN, DRIVE	G14	73	2	COVER COMP., MUFFLER	G10	69	6	DOWEL PIN, 8X12	D15	39	12
CIRCLIP	F5	48	16	COVER COMP., R. CRANKCASE	D6	30	1	DOWEL PIN, 8X12	D6	30	11
CIRCLIP, EXTERNAL, 15MM	F12	55	14	COVER COMP., TANK CAP	G1	60	16	DOWEL PIN, 8X12	D9	33	8
CIRCLIP, EXTERNAL, 17MM	G11	70	17	COVER SET, L. SIDE	G8	67	11	DOWEL PIN, 8X12	D12	36	5
CLAMPER A, FR. BRAKE HOSE	D16	40	20	COVER SET, R. SIDE	G7	66	9	DRIVER, SCREW	H9	84	1
CLAMPER A, OIL TEMP SENSOR	F7	50	2	COVER SUB ASSY., AIR CLEANER ..	G9	68	8	DRUM, GEARSHIFT	E2	42	4
CORD	D6	30	2	COVER, CHANGE PEDAL	G11	70	6	DUCT, AIR CLEANER	G9	68	9
CLAMPER B, FR. BRAKE HOSE	D9	33	2	COVER, CLUTCH SWITCH	F4	47	5	DUST SEAL	F9	52	17
CLAMPER, RR. BRAKE HOSE	F8	51	1	COVER, EX. PIPE	G10	69	1	DUST SEAL, 23X37X7	G1	60	6
CLAMP, CORD	F12	55	1	COVER, FUEL PUMP	G1	60	10	DUST SEAL, 27X40X4.5	F11	54	11
CLAMP, MASTER CYLINDER OIL	F1	44	6	COVER, FUEL TANK	G3	62	1	DUST SEAL, STEERING HEAD	F16	59	22
HOSE	F12	55	9	COVER, HEADLIGHT	H8	83	3	DUST SEAL, STEERING HEAD	F7	50	6
CLAMP, TUBE	G1	60	23	COVER, L. CRANKCASE	D9	33	1	[E]			
CLIP, 2X70	G9	68	14	COVER, L. CYLINDER HEAD SIDE ..	D1	25	6	ELEMENT COMP., AIR CLEANER	G9	68	2
CLIP, HARNESS	H1	76	26	COVER, L. HANDLE LEVER	F4	47	11	EMBLEM, PRODUCT	F6	49	11
CLIP, HIGH TENSION CORD &	D9	33	7	COVER, L. SIDE	G7	66	4	E-RING, 6MM	D12	36	8
SENSOR CORD	D6	30	9	COVER, L. SIDE LOWER	G8	67	13	[F]			
CLIP, HOOD OPEN WIRE	D1	25	20	COVER, L. SIDE UPPER	G8	67	10	FENDER A, RR.	G16	75	14
CLIP, PISTON PIN, 13MM	D14	38	5	COVER, OIL FILTER	D7	31	3	FENDER B, RR.	G16	75	12
CLIP, SNAP FITTING	G4	63	11	COVER, R. SIDE	G7	66	3	FENDER COMP., FR.	F8	51	2
CLIP, SWITCH COVER	G8	67	18	COVER, R. SIDE LOWER	G8	67	12	FENDER SET A, RR.	G16	75	11
CLIP, TRIM	G11	70	15	COVER, R. SIDE UPPER	G7	66	8	FENDER, RR. INNER	G16	75	13
CLIP, TUBE	H8	83	10	COVER, SEAT LOCK	G5	64	12	FILTER SET	G16	75	13
CLIP, VALVE GUIDE	G2	61	26	COVER, TAPPET ADJUSTING HOLE ..	D1	25	7	FLANGE SUB ASSY., FINAL DRIVEN	G1	60	3
CLIP, WIRE HARNESS	G9	68	15	COVER, THROTTLE	D1	25	8	FLANGE SUB ASSY., FINAL DRIVEN	F15	58	7
CLIP, WIRE HARNESS, 25MM	D1	25	3	COWL SET, L. RR.	G6	65	3	FLYWHEEL COMP.	D10	34	1
CLUTCH ASSY., ONE WAY	G16	75	1	COWL SET, R. RR.	G6	65	1	FORK ASSY., L. FR.	F9	52	11
COIL COMP., IGNITION	H3	78	3	COWL, L. FR.	H8	83	5	FORK ASSY., R. FR.	F9	52	1
COLLAR A, FR. FENDER	D8	32	2	COWL, L. RR.	G6	65	4	FORK, L. GEARSHIFT	E2	42	2
COLLAR, 12.2MM	H5	80	1	COWL, RR. CENTER	G6	65	5	FORK, R. GEARSHIFT	E2	42	1
COLLAR, 5.1MM	F8	51	4	COWL, R. FR.	H8	83	4	FUEL UNIT	G1	60	14
COLLAR, CAM CHAIN TENSIONER ..	E2	42	10	COWL, R. RR.	G6	65	2	FUSE, MINI	H1	76	27
COLLAR, CLUTCH OUTER	D16	40	13	CRANKCASE COMP., L.	D13	37	3	[G]			
COLLAR, CLUTCH OUTER	D4	28	4	CRANKCASE COMP., R.	D13	37	1	GARNISH, L.	G7	66	7
COLLAR, FR. AXLE DISTANCE	D7	31	7	CRANKSHAFT COMP.	D14	38	1	GARNISH, R.	G7	66	5
COLLAR, FR. FENDER	F11	54	4	CUP COMP., OIL	F12	55	6	GASKET, CYLINDER	D5	29	2
COLLAR, FR. FENDER	F8	51	3	CUSHION ASSY., RR.	G15	74	1	GASKET, CYLINDER HEAD	D1	25	5
COLLAR, FR. FENDER	G1	60	18	CUSHION, FUEL TANK RR. PIVOT ..	G1	60	12	GASKET, EX. PIPE	G10	69	2
COLLAR, FR. WHEEL COVER	G16	75	9	CYLINDER COMP.	D5	29	1	GASKET, L. CRANKCASE COVER	D9	33	4
COLLAR, FUEL TANK	G1	60	11	CYLINDER SET, MASTER	F5	48	10	GASKET, OIL FILTER COVER	D7	31	2
COLLAR, HORN SETTING	G1	60	11	CYLINDER SUB ASSY., FR. BRAKE ..	F5	48	4	GASKET, R. CRANKCASE COVER	D6	30	4
COLLAR, LICENSE LIGHT	H5	80	12	MASTER	F5	48	4	GAUGE, OIL LEVEL	D6	30	5
COLLAR, L. RR. WHEEL SIDE	G16	75	4	CYLINDER SUB ASSY., RR. BRAKE ..	F12	55	5	GEAR A, PRIMARY DRIVE	D14	38	7
COLLAR, L. RR. WHEEL SIDE	F15	58	5	MASTER	F12	55	5				
COLLAR, MUFFLER MOUNTING	F15	58	5	[D]							
COLLAR, PRIMARY DRIVEN	G10	69	8	DAMPER COMP., L. FR.	F9	52	13				
COLLAR, RR. AXLE DISTANCE	D14	38	8	DAMPER COMP., R. FR.	F9	52	7				
COLLAR, RR. AXLE DISTANCE	F15	58	8	DAMPER SET, WHEEL	F15	58	1				
COLLAR, R. FR. WHEEL SIDE	F11	54	3								
COLLAR, R. RR. WHEEL SIDE	F15	58	6								

PART NAME INDEX

J 3

Part name	Address	Page	Ref.	Part name	Address	Page	Ref.	Part name	Address	Page	Ref.
GEAR B, PRIMARY DRIVE	D14	38	7	[K]				NUT, LOCK, 12MM	F9	52	15
GEAR C, PRIMARY DRIVE	D14	38	7					NUT, LOCK, 14MM	D7	31	17
GEAR D, PRIMARY DRIVE	D14	38	7	KEY SET	F6	49	1				18
GEAR, COUNTERSHAFT FIRST	D16	40	4	KEY, BLANK	F6	49	4	NUT, SIDE STAND	G13	72	3
GEAR, COUNTERSHAFT FOURTH	D16	40	10	KEY, SEAT LOCK	G5	64	9	NUT, SPECIAL, 6MM	G14	73	11
GEAR, COUNTERSHAFT SECOND	D16	40	6	KEY, TOP	F2	45	2	NUT, SPRING, 4MM	G1	60	22
GEAR, COUNTERSHAFT THIRD	D16	40	8	KEY, WOODRUFF, 4MM	D14	38	9		G3	62	10
GEAR, MAINSHAFT FOURTH	D16	40	9				10	NUT, SPRING, 6MM	G16	75	19
GEAR, MAINSHAFT SECOND	D16	40	5	[L]				NUT, STEERING STEM	F6	49	17
GEAR, MAINSHAFT THIRD	D16	40	7					NUT, TAPPET ADJUSTING	D3	27	14
GEAR, OIL PUMP DRIVE	D14	38	6	LABEL, DRIVE CAUTION	H10	85	3	NUT, U, 10MM	G15	74	3
GEAR, OIL PUMP DRIVEN	D12	36	3	LABEL, DRIVE CHAIN	H10	85	2	NUT, U, 12MM	F11	54	9
GEAR, STARTER DRIVEN	D8	32	1	LABEL, HELMET INFORMATION	H10	85	4		F15	58	16
GEAR, STARTER REDUCTION	D8	32	3	LABEL, TIRE	H10	85	1		G14	73	12
GRIP	H9	84	2	LABEL, WINKER	H2	77	2	NUT, U, 5MM	G16	75	18
GRIP COMP., THROTTLE	F4	47	9	LEVER COMP., CLUTCH	D6	30	6	NUT, U, 8MM	F6	49	16
GRIP, L. HANDLE	F4	47	10	LEVER COMP., L. HANDLE	F4	47	13		F15	58	17
GROMMET A, SIDE COVER	G9	68	11	LEVER, R. STEERING HANDLE	F5	48	11	[O]			
GROMMET, AIR CLEANER CASE	G1	60	19	LIGHT ASSY., LICENSE	G16	75	3				
	G7	66	6					OIL SEAL, 11.6X24X10	D13	37	13
GUARD, OXYGEN SENSOR	D1	25	15	[M]				OIL SEAL, 17X30X5	D16	40	22
GUARD, THERMOSTAT OIL	D5	29	4					OIL SEAL, 26X37X6	F15	58	19
GUIDE, CLUTCH OUTER	D7	31	6					O-RING	E3	43	2
GUIDE, VALVE	D1	25	2	MAINSHAFT	D16	40	1		F9	52	9
[H]				MARK	H11	86	4		G1	60	2
HARNESS, WIRE	H5	80	6	MARK, HONDA	H11	86	1	O-RING, 13.8X2.5	D9	33	9
HEADLIGHT ASSY.	F1	44	3	MARK, L. WING	H11	86	3	O-RING, 14.8X2.4	F12	55	20
HEAD COMP., CYLINDER	D1	25	1	MARK, R. WING	H11	86	2	O-RING, 18X3	D6	30	14
HEAD, CAM CHAIN TENSIONER PUSH				MARK, SIDE COVER	H11	86	5	O-RING, 24.4X3.1	D11	35	9
ROD	D4	28	7	METER ASSY., COMBINATION	F2	45	1	O-RING, 29X2.4	D2	26	22
HOLDER, BRUSH	D11	35	5	METER COMP., LCD	F2	45	3	O-RING, 30MM	D9	33	10
HOLDER, DRUM STOPPER	E2	42	6	MIRROR COMP.	F3	46	2	O-RING, 40.5X3	F15	58	10
HOLDER, HANDLE PIPE UPPER	F6	49	7	MOTOR ASSY., STARTER	D11	35	1	O-RING, 4X2	D11	35	10
HOLDER, HANDLE UNDER	F6	49	8	MUFFLER COMP., EX.	G10	69	4	O-RING, 6.3X2.2	E3	43	11
HOLDER, L. STEP	G12	71	10	[N]				O-RING, 74.5X2.5	D1	25	21
HOLDER, MASTER CYLINDER	F4	47	8					O-RING, 8.8X1.9	D6	30	13
	F5	48	7	NUT-WASHER, 6MM	D11	35	8	O-RING, FUEL PUMP	G1	60	9
HOLDER, R. STEP	G12	71	2	NUT, CAP, 6MM	F8	51	8	O-RING, TAPPET ADJUSTING HOLE			
HORN COMP.	H5	80	10	NUT, CAP, 8MM	D1	25	19	CAP	D2	26	23
HOSE COMP., FR. BRAKE	F5	48	2	NUT, CLIP, 5MM	G4	63	12	OUTER COMP., CLUTCH	D7	31	5
HOSE COMP., FUEL FEED	E3	43	9		G5	64	15	[P]			
HOSE COMP., RR. BRAKE	F12	55	2		G16	75	21				
HOSE COMP., RR. MASTER				NUT, FIXING	F4	47	17	PACKING, DRAIN COCK, 12.5X20 ..	D13	37	12
CYLINDER	F12	55	7	NUT, FLANGE, 10MM	H7	82	2	PACKING, LENS	G16	75	7
				NUT, FLANGE, 12MM	D10	34	4	PAD SET, FR.	F10	53	2
[I]				NUT, FLANGE, 6MM	F4	47	22	PAD SET, RR.	F14	57	2
INJECTOR ASSY., FUEL	E3	43	6		F5	48	19	PEDAL ASSY., CHANGE	G11	70	1
INSULATOR, IN. PIPE	D1	25	10		G1	60	24	PEDAL COMP., BRAKE	G11	70	11
					H2	77	11	PEDAL, GEAR CHANGE	G11	70	2
[J]					H3	78	4	PGM-FI UNIT	H5	80	15
JET, OIL, 1.0MM	D13	37	2	NUT, FLANGE, 8MM	G10	69	11	PIN C, PILLION STEP	G12	71	20
JOINT COMP., INJECTOR	E3	43	8	NUT, HEX. CAP, 8MM	G10	69	10	PIN D, JOINT	F13	56	24
JOINT, BRAKE ROD	F12	55	15	NUT, HEX., 10MM	F3	46	4	PIN, GUIDE ROLLER	D4	28	9
JOINT, DRIVE CHAIN	G14	73	3	NUT, HEX., 6MM	G14	73	15	PIN, HANGER	F10	53	11
JOINT, TUBE	G1	60	15	NUT, HEX., 8MM	F4	47	20		F14	57	7
							21	PIN, PISTON	D14	38	4
					F13	56	22	PIN, SHIFT RETURN SPRING	E2	42	13

PART NAME INDEX

J 4

Part name	Address	Page	Ref.	Part name	Address	Page	Ref.	Part name	Address	Page	Ref.
PIN, SPLIT, 1.6X12	G12	71	18	ROD COMP., TENSIONER PUSH	D4	28	6	SCREW, TAPPING, 4X10	G8	67	19
PIN, SPLIT, 2.0X12	F13	56	23	ROD, CLUTCH LIFTER	D7	31	15	SCREW, TAPPING, 4X12	F1	44	11
	G11	70	16	ROD, TIE	G11	70	5		G4	63	13
PIN, SPLIT, 2.0X15	G12	71	19	ROLLER COMP., CAM CHAIN GUIDE ..	D4	28	8				14
PIN, STEP BAR	G12	71	6				10		G6	65	9
PIPE, IN.	D1	25	9	ROLLER, 3X8.5	E2	42	18		G16	75	23
PIPE, STEERING HANDLE	F6	49	5	ROLLER, 4X23.8	D12	36	6		H2	77	10
PISTON	D14	38	3	ROTOR SET, OIL PUMP	D12	36	1		H8	83	11
	F10	53	5	ROTOR, OIL FILTER	D7	31	1	SCREW, TAPPING, 4X14	F1	44	2
PISTON B, 27X35	F14	57	14	RUBBER B, STAND STOPPER	G13	72	4		F2	45	8
PISTON SET, MASTER CYLINDER ..	F12	55	10	RUBBER C, SEAT SETTING	G5	64	7	SCREW, TAPPING, 4X16	G16	75	22
PIVOT, SHIFT DRUM STOPPER ARM	E2	42	16	RUBBER, AIR CLEANER MOUNTING ..	D1	25	12	SCREW, TAPPING, 5X10	G14	73	14
PLATE COMP., OIL SEPARATOR ...	D7	31	4	RUBBER, FR. FENDER MOUNTING ...	F8	51	5	SCREW, TAPPING, 5X12	F1	44	10
PLATE COMP., SHIFT DRUM				RUBBER, GEAR CHANGE PEDAL	G11	70	8	SCREW, TAPPING, 5X14	F2	45	10
STOPPER	E2	42	5	RUBBER, HANDLE CUSHION	F6	49	9	SCREW, TAPPING, 5X16	H1	76	24
PLATE, BEARING HOLDER	D16	40	16	RUBBER, HEADLIGHT	F1	44	4	SCREW, TAPPING, 5X25	G9	68	13
PLATE, CLUTCH	D7	31	11	RUBBER, LICENSE LIGHT	G16	75	6	SCREW, U-LOCK FLAT, 6X12	F6	49	14
PLATE, CLUTCH LIFTER	D7	31	13	RUBBER, MAIN STEP	G12	71	9	SCREW, VISOR SPECIAL SETTING ..	G3	62	7
PLATE, CLUTCH PRESSURE	D7	31	12	RUBBER, METER SETTING	F2	45	4				8
PLATE, DIAPHRAGM	F5	48	9	RUBBER, MUFFLER MOUNTING	G10	69	7		G6	65	7
	F12	55	13	RUBBER, MUFFLER PROTECTOR	G7	66	2		G8	67	14
PLATE, FIXING	D16	40	12	RUBBER, PROTECTOR	G1	60	17	SEAL SET, FR. FORK	F9	52	10
PLATE, OIL STOPPER	D13	37	6		G7	66	1	SEAL SET, PISTON	F10	53	1
PLATE, PILLION STEP CLICK	G12	71	11	RUBBER, PROTECTOR MOUNTING	G10	69	5		F14	57	1
PLATE, STEP SETTING	G12	71	5	RUBBER, PROTECTOR PACKING	G10	69	3	SEAL, AIR CLEANER CASE	G9	68	4
PLATE, STOPPER	D1	25	4	RUBBER, SEAT CUSHION	G5	64	5	SEAL, AIR CLEANER COVER	G9	68	3
PLATE, WINKER	H2	77	8				6	SEAL, VALVE STEM	D3	27	1
PLUG, BEARING PUSH	D13	37	4	RUBBER, SEAT SETTING	G5	64	4	SEAT	F9	52	6
PLUG, PIN	F14	57	13	RUBBER, SEAT STAY MOUNTING	H3	78	2	SEAT ASSY., DOUBLE	G5	64	3
PLUG, SPARK	D1	25	13	RUBBER, STOPPER	F9	52	12	SEAT, VALVE SPRING	D3	27	11
PROTECTOR	F5	48	5	RUBBER, TAILLIGHT BRACKET	H5	80	8	SENSOR ASSY., BANK ANGLE	H5	80	9
PROTECTOR COMP., R. COVER	D6	30	3	RUBBER, TANK	G1	60	8	SENSOR ASSY., SPEED	D13	37	8
PUMP ASSY., FUEL	G1	60	1					SENSOR ASSY., THERMOSTAT OIL ..	D5	29	3
PUMP ASSY., OIL	D12	36	2	[S]				SENSOR, OXYGEN	D1	25	14
[R]				SCREEN, OIL FILTER	D12	36	4	SET RING, 20MM	D16	40	21
				SCREW-WASHER, 4X12	F5	48	18	SHAFT, EX. ROCKER ARM	D3	27	6
RACE, STEERING BOTTOM CONE ...	F7	50	5		F12	55	21	SHAFT, GEARSHIFT FORK	E2	42	3
RACE, STEERING TOP BALL	F7	50	3	SCREW-WASHER, 5X12	E3	43	12	SHAFT, IN. ROCKER ARM	D3	27	5
RACE, STEERING TOP CONE	F7	50	4	SCREW-WASHER, 5X20	F4	47	19	SHAFT, REDUCTION GEAR	D8	32	4
RECEIVER, CLUTCH CABLE	D6	30	8	SCREW SET	E3	43	1	SHROUD SET, L.	G3	62	3
RECTIFIER ASSY., SILICON	H5	80	5	SCREW, BLEEDER	F10	53	3	SHROUD SET, R.	G3	62	2
RECTIFIER COMP., REGULATOR ...	H5	80	4		F14	57	8	SHROUD, INNER	G3	62	6
REFLECTOR, REFLEX	G16	75	8	SCREW, FLAT, 4X12	F5	48	17	SHROUD, L.	G3	62	5
RELAY ASSY., WINKER	F1	44	7	SCREW, FLAT, 4X45	F12	55	17	SHROUD, R.	G3	62	4
RELAY COMP., STARTER	H5	80	13	SCREW, OVAL, 6X45	F6	49	15	SLEEVE, RR. WHEEL	F15	58	4
RETAINER	F14	57	4	SCREW, PAN, 5X13	G5	64	14	SLIDER, CHAIN	G14	73	7
RETAINER, FUEL PUMP	G1	60	5		G16	75	17	SPACER, IGNITION COIL	H5	80	2
RETAINER, VALVE SPRING	D3	27	10	SCREW, PAN, 5X14	G8	67	17	SPANNER, 10X14	H9	84	4
RING	D11	35	6	SCREW, PAN, 6X10	H8	83	9	SPANNER, 8X10	H9	84	3
RING B, PISTON	F9	52	8	SCREW, PAN, 6X12	G10	69	9	SPINDLE COMP., GEARSHIFT	E2	42	9
RING SET, PISTON	D14	38	2		G14	73	9	SPRING ASSY., BRAKE PEDAL	G11	70	12
RING, BACK UP	F9	52	3	SCREW, PAN, 6X14	G8	67	16	SPRING A, SIDE STAND	G13	72	5
RING, OIL SEAL STOP	F9	52	16	SCREW, PAN, 6X18	F8	51	7	SPRING, BEARING PUSH	D13	37	5
RING, SEAL	E3	43	7	SCREW, PAN, 6X22	F8	51	6	SPRING, CAM CHAIN TENSIONER ...	D4	28	5
RING, STOPPER	F10	53	7	SCREW, SIDE STAND PIVOT	G13	72	2	SPRING, CARBON BRUSH	D11	35	3
	F14	57	10	SCREW, SPECIAL, 5MM	G6	65	6	SPRING, CHANGE SWITCH CONTACT ..	E2	42	15
RIVET, PUSH	G3	62	9	SCREW, TAPPET ADJUSTING	D3	27	13	SPRING, CLUTCH	D7	31	14
ROD COMP., PUSH	F12	55	11	SCREW, TAPPING, 3X16	F2	45	9	SPRING, CLUTCH LEVER	D6	30	7
								SPRING, GEARSHIFT ARM	E2	42	11

PART NAME INDEX

J 5

Part name	Address	Page	Ref.	Part name	Address	Page	Ref.	Part name	Address	Page	Ref.
SPRING, GEARSHIFT RETURN	E2	42	12	[V]							
SPRING, KICK STARTER STOPPER	G12	71	1	VALVE, EX.	D3	27	8				
SPRING, LOCK KEY SETTING	G5	64	1	VALVE, IN.	D3	27	7				
SPRING, L. STEP RETURN	G12	71	8	VALVE, RIM	F11	54	1				
SPRING, PAD	F10	53	6		F15	58	12				
	F14	57	3								
SPRING, R. STEP RETURN	G12	71	4	[W]							
SPRING, SEAT LOCK	G5	64	8	WASHER, 12X24X2.3	D10	34	3				
SPRING, SHIFT DRUM STOPPER	E2	42	8	WASHER, 14.2X26X3	D7	31	20				
SPRING, STOP SWITCH	G11	70	10	WASHER, 15.2X25	G11	70	14				
SPRING, VALVE	D3	27	9	WASHER, 6MM	H2	77	9				
SPROCKET COMP., FINAL DRIVEN	F15	58	2	WASHER, 6.1MM	E2	42	17				
SPROCKET, CAM	D4	28	1	WASHER, 8MM	D4	28	16				
SPROCKET, DRIVE	D16	40	11	WASHER, 8.5X26X2.3	D4	28	14				
STATOR COMP.	D10	34	2	WASHER, CHANGE PEDAL	G11	70	3				
STAY COMP., COMBINATION SWITCH	F6	49	3	WASHER, FR. SIDE COVER	G14	73	13				
STAY COMP., FR. COWL	H8	83	6	WASHER, HANDLE UNDER HOLDER	F6	49	19				
STAY COMP., HORN	H5	80	11	WASHER, LOCK, 6MM	F1	44	9				
STAY, AIR CLEANER	D1	25	11	WASHER, OIL BOLT	F5	48	15				
STAY, HORN CORD	F7	50	1		F12	55	19				
STAY, L. PROTECTOR	H8	83	8	WASHER, PIVOT BOLT	G14	73	10				
STAY, RR. FENDER	G16	75	10	WASHER, PLAIN, 5MM	F2	45	11				
STAY, R. PROTECTOR	H8	83	7	WASHER, PLAIN, 6MM	G10	69	12				
STAY, SEAT LOCK CABLE	G5	64	11		G12	71	16				
STAY, WINKER RELAY	F1	44	5		H1	76	25				
STAY, WIRE	E3	43	3		H3	78	5				
STEM SUB ASSY., STEERING	F7	50	9	WASHER, PLAIN, 7MM	G11	70	13				
STOPPER COMP., GEARSHIFT DRUM	E2	42	7	WASHER, PLAIN, 8MM	G10	69	13				
SUB HARNESS, FR.	F1	44	1		G12	71	17				
SUSPENSION, ENGINE CONTROL UNIT	H5	80	16	WASHER, RR. AXLE	F15	58	18				
SUSPENSION, STARTER RELAY	H5	80	14	WASHER, SEALING, 10MM	D5	29	6				
SWINGARM SUB ASSY., RR.	G14	73	8	WASHER, SEALING, 14MM	D4	28	17				
SWITCH ASSY., COMBINATION & LOCK	F6	49	2	WASHER, SEALING, 6.5MM	D4	28	15				
SWITCH ASSY., ENGINE STOP	F4	47	4	WASHER, SEALING, 8MM	D1	25	17				
SWITCH ASSY., FR. STOP	F5	48	1				18				
SWITCH ASSY., RR. STOP	G11	70	9	WASHER, SPECIAL, 12MM	D16	40	17				
SWITCH ASSY., WINKER	F4	47	6	WASHER, SPECIAL, 12X23	D16	40	15				
SWITCH COMP., FR. LEVER	F4	47	7	WASHER, SPLINE, 17MM	D16	40	18				
				WASHER, SPLINE, 20X1.2	D16	40	19				
[T]				WASHER, STEERING HEAD DUST SEAL	F7	50	7				
TAILLIGHT UNIT	H3	78	1	WASHER, STEERING STEM	F6	49	18				
TANK SET, FUEL	G1	60	7	WASHER, TANK SETTING	G1	60	21				
TERMINAL SET, BRUSH	D11	35	2	WASHER, THRUST, 15MM	D16	40	14				
THREAD COMP., STEERING HEAD TOP	F7	50	10	WASHER, THRUST, 17MM	D7	31	19				
TIRE, FR.	F11	54	6	WASHER, WAVE	F10	53	12				
TIRE, RR.	F15	58	11	WEIGHT A, HANDLE	F6	49	6				
TUBE, 3.5X530	G2	61	27	WHEEL SUB ASSY., FR.	F11	54	5				
TUBE, 8X350	G2	61	28	WHEEL SUB ASSY., RR.	F15	58	9				
TUBE, AIR	G1	60	4	WINKER ASSY., L. FR.	H2	77	3				
TUBE, AIR CLEANER DRAIN	G9	68	7	WINKER ASSY., L. RR.	H2	77	6				
TUBE, BREATHER	G9	68	1	WINKER ASSY., R. FR.	H2	77	1				
TUBE, FUEL, 4.5X600	G2	61	25	WINKER ASSY., R. RR.	H2	77	5				
TUBE, OUTER	F9	52	2	WRENCH, HEX., 5MM	H9	84	7				
TUBE, VINYL, 11X15X35	G9	68	6	WRENCH, SPARK PLUG	H9	84	5				

1

FOREWORD INDEX

2

ENGINE GROUP

3

FRAME GROUP

4

PART NUMBER INDEX

5

PART NAME INDEX





PARTS CATALOGUE NEWS

Honda Motor Co., Ltd.
Service Division Service Technology

PARTS CATALOGUE - CORRECTED

Printed in Japan

February 15, 2016

CODE NO.	18K26GT1
PARTS CATALOGUE NEWS	MSX125 MSX125G
NEWS NO.	001

(TH-KD)K26

MSX125 (MSX125G)

No.	MODEL		MSX125G							
	COLOR		Pearl valentine red R-353P	Mat axis gray metallic NH-303M	Pearl himalayas white NH-A87P	Lemon ice yellow Y-196	Applicable model		Applicable block No.	Ref. No.
	CODE		R353	NH303	NHA87	Y196	Initial applicable model	Final applicable model		
	Name of colored parts	Basic part No.								
1	COVER SET, L. SIDE	83595-K26-B00	ZB	ZB	ZB	ZB			F-24	11
2	COVER SET, R. SIDE	83585-K26-B00	ZB	ZB	ZB	ZB			F-24	9
3	COVER, HEADLIGHT	61321-K26-B00	ZA	ZA	ZA	ZA			F-43	3
4	COVER, L. SIDE	83540-K26-B00	ZA	ZA	ZA	ZA			F-24	4
5	COVER, L. SIDE UPPER	83590-K26-B00	ZA	ZA	ZA	ZA			F-24	10
6	COVER, R. SIDE	83530-K26-B00	ZA	ZA	ZA	ZA			F-24	3
7	COVER, R. SIDE UPPER	83580-K26-B00	ZA	ZA	ZA	ZA			F-24	8
8	COWL SET, L. RR.	77220-K26-B00	ZD	ZC	ZB	ZA			F-23-10	3
9	COWL SET, R. RR.	77210-K26-B00	ZD	ZC	ZB	ZA			F-23-10	1
10	COWL, L. FR.	61332-K26-B00	ZB	ZC	ZE	ZA			F-43	5
11	COWL, L. RR.	77225-K26-B00	ZB	ZC	ZD	ZA			F-23-10	4
12	COWL, R. FR.	61331-K26-B00	ZB	ZC	ZE	ZA			F-43	4
13	COWL, R. RR.	77215-K26-B00	ZF	ZG	ZH	ZA			F-23-10	2
14	COWL, RR. CENTER	77230-K26-B00	ZA	ZA	ZA	ZA			F-23-10	5
15	FENDER COMP., FR.	61100-K26-B00	ZB	ZC	ZD	ZA			F-10	2
16	FENDER SET A, RR.	80100-K26-B00	ZA	ZA	ZA	ZA			F-34	11
17	GARNISH, L.	83555-K26-B00	ZB	ZC	ZD	ZA			F-24	7
18	GARNISH, R.	83545-K26-B00	ZB	ZC	ZD	ZA			F-24	5

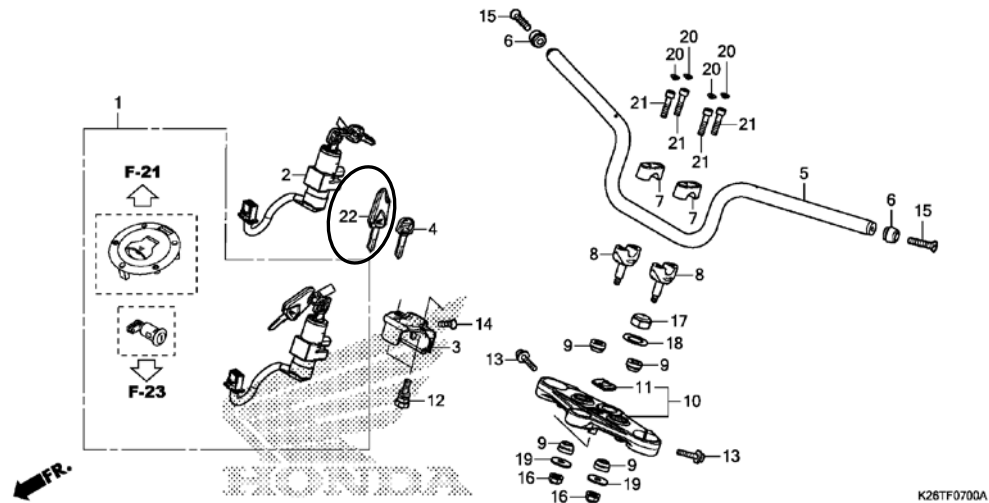
NOTE A:PART NO. CHANGE D:NEWLY PROVIDED E:PART NO. DELETION K:REQUIRED NO. CORRECTION L:APPLICATION SERIAL NO. CORRECTION
M:PART DESCRIPTION CORRECTION T:APPLICATION CORRECTION Z:REMARKS CHANGE

PARTS CATALOGUE NEWS

BOOKNo. :18K26GT1

Block No.	Ref. No.	Note	Part No.	Description	Reqd. QTY MSX 125 G	Serial No.	Parts catalogue code
F-3	2	E	88210-K26-B00	*PART NO. DELETION			
		A	88210-K26-B01	MIRROR COMP.....	2		
	3	E	90101-KWW-640	*PART NO. DELETION			
		A	90108-K26-B01	BOLT, ADAPTER, 10MM.....	2		
	4	E	90301-KWW-640	*PART NO. DELETION			
		A	90302-K26-B01	NUT, HEX., 10MM (LEFT HAND THREAD)	2		
F-4	1	E	17910-K26-B00	*PART NO. DELETION			
		A	17910-K26-B01	CABLE COMP. A, THROTTLE.....	1		
	2	E	17920-K26-B00	*PART NO. DELETION			
		A	17920-K26-B01	CABLE COMP. B, THROTTLE.....	1		

F-7 HANDLE PIPE



K26TF0700A

F-7	4	E	35121-MN9-611	*PART NO. DELETION			
-----	---	---	---------------	--------------------	--	--	--

NOTE A:PART NO. CHANGE D:NEWLY PROVIDED E:PART NO.DELETION K:REQUIRED NO. CORRECTION L:APPLICATION SERIAL NO. CORRECTION
M:PART DESCRIPTION CORRECTION T:APPLICATION CORRECTION Z:REMARKS CHANGE

PARTS CATALOGUE NEWS

BOOKNo. :18K26GT1

Block No.	Ref. No.	Note	Part No.	Description	Reqd. QTY MSX 125 6	Serial No.	Parts catalogue code
		A	35122-K26-B00	KEY, BLANK.....	(1)		
	12	E	90107-KPP-860	*PART NO. DELETION			
		A	90107-K20-T20	BOLT, BREAK OFF.....	2		
	22	D	35121-K26-B00	FOLDING KEY, BLANK.....	(1)		
F-9	11	E	90106-K26-B00	*PART NO. DELETION			
		A	90013-GHB-600	BOLT, FLANGE, 6X10.....	1		
F-14-40	6	E	44711-K26-B00	*PART NO. DELETION			
		E	44711-K26-B10	*PART NO. DELETION			
		A	44711-K26-B01	TIRE, FR. (VEE) (120/70-12 51L).	1		
		A	44711-K26-B02	TIRE, FR. (IRC) (120/70-12 51L).	1		
F-19-40	11	E	42711-K26-B00	*PART NO. DELETION			
		E	42711-K26-B10	*PART NO. DELETION			
		A	42711-K26-B01	TIRE, RR. (VEE) (130/70-12 56L).	1		
		A	42711-K26-B02	TIRE, RR. (IRC) (130/70-12 56L).	1		
F-21	6	E	17518-GGL-J00	*PART NO. DELETION			
		A	17518-GHB-601	SEAL, DUST(OHTUKA POLY-TECH)...	1		
F-24	9	E	83585-K26-B00ZA	*PART NO. DELETION			
		A	83585-K26-B00ZB	COVER SET, R. SIDE(WL) *NHB81M* MAT VULCAN SILVER METALLIC	1		
	11	E	83595-K26-B00ZA	*PART NO. DELETION			
		A	83595-K26-B00ZB	COVER SET, L. SIDE(WL) *NHB81M* MAT VULCAN SILVER METALLIC	1		
F-34	20	E	90651-KV6-003	*PART NO. DELETION			
		A	90650-KV6-003	BAND, WIRE, 95MM.....	1		

NOTE A:PART NO. CHANGE D:NEWLY PROVIDED E:PART NO.DELETION K:REQUIRED NO. CORRECTION L:APPLICATION SERIAL NO. CORRECTION
M:PART DESCRIPTION CORRECTION T:APPLICATION CORRECTION Z:REMARKS CHANGE



PARTS CATALOGUE NEWS

Honda Motor Co., Ltd.
Service Division Service Technology

PARTS CATALOGUE - CORRECTED

Printed in Japan

CODE NO.	18K26GT1
PARTS CATALOGUE NEWS	MSX125 MSX125G
NEWS NO.	002

(TH-KD)K26

Block No.	Ref. No.	Note	Part No.	Description	Reqd. QTY MSX 125 G	Serial No.	Parts catalogue code
F-7	1	E	35010-K26-B00	*PARTS NO. DELETION			
		A	35010-K26-B01	KEY SET.....	1		
	2	E	35100-K26-B01	*PARTS NO. DELETION			
		A	35100-K26-B02	SWITCH ASSY., COMBINATION & LOCK	1		
F-38	15	E	38770-K26-B01	*PARTS NO. DELETION			
		A	38770-K26-B02	PGM-FI UNIT.....	1		

NOTE A:PART NO. CHANGE D:NEWLY PROVIDED E:PART NO. DELETION K:REQUIRED NO. CORRECTION L:APPLICATION SERIAL NO. CORRECTION
M:PART DESCRIPTION CORRECTION T:APPLICATION CORRECTION Z:REMARKS CHANGE